



UGANDA POLICE
FORCE

ANNUAL
CRIME
REPORT

2021





UGANDA POLICE FORCE

Protect & Serve

- 📍 Head Office
Katalima Road, Naguru
P.O.Box 7055, Kampala
- ✉ info@upf.go.ug
- 🌐 www.upf.go.ug
- 🐦 PoliceUg
- 📘 ugandaupf
- 📺 Uganda Police Force

Vision

A professional and people centered Police for a safe and secure society.

Mission

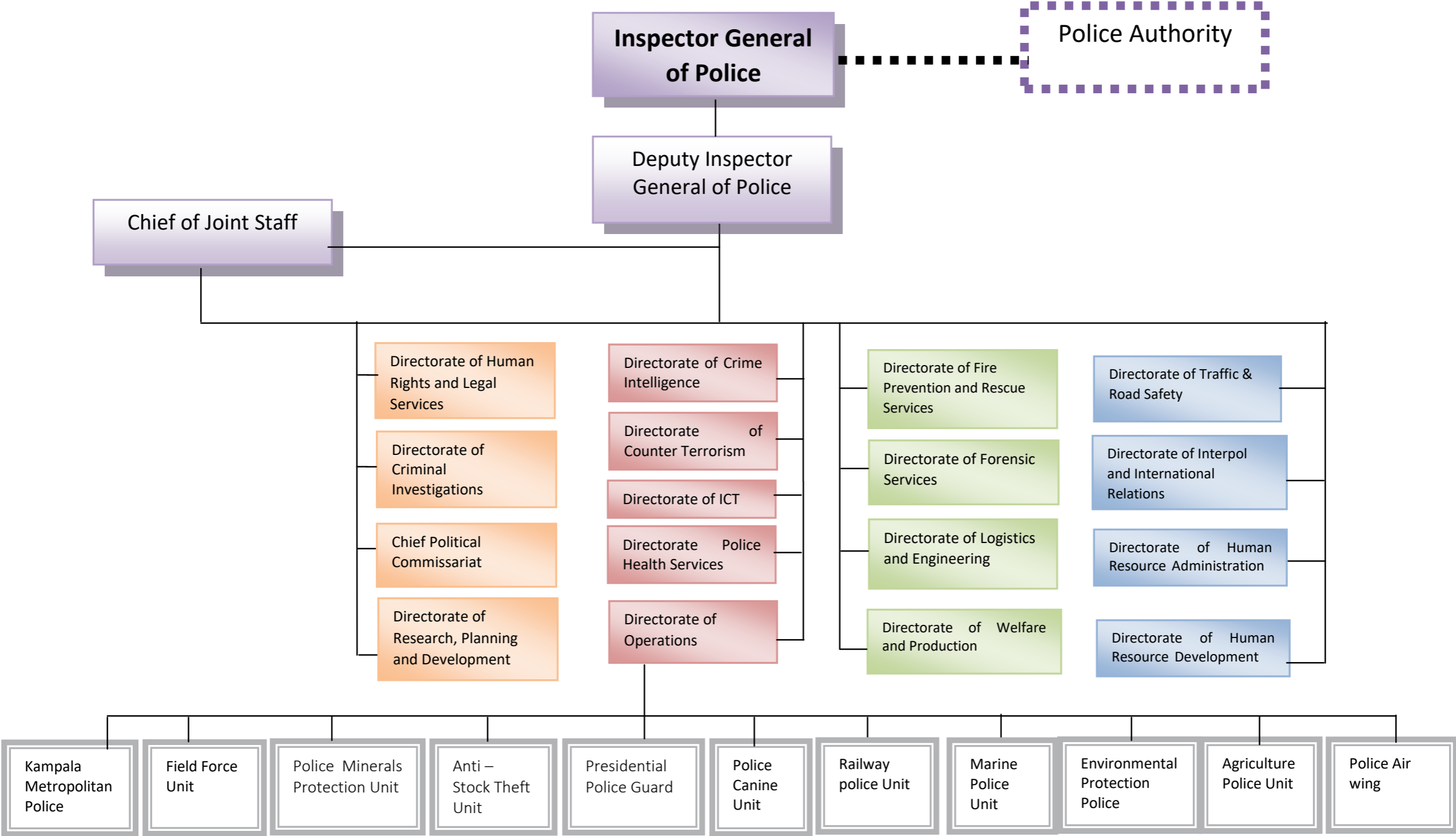
To secure life and property in partnership with the public in a committed and professional manner in order to promote sustainable development.

Mandate

The Uganda Police Force draws its mandate from the Constitution of Uganda Chapter Twelve, Article 212, which stipulates the functions of the force as:

- to protect life and property;
- to preserve law and order;
- to prevent and detect crime and
- to cooperate with the civilian authority and other security organs established under the Constitution and with the population generally.

Macro Organizational Structure of the UPF





J.M. Okoth-Ochola, (Esq)
Inspector General of Police





Uganda Police Force Top Management - seated from left to right;
*AIGP Ochom Edward – Director Operations, Maj. Gen Abel Kandiho – Chief of Joint Staff,
J.M. Okoth-Ochola, (Esq) – Inspector General of Police, Maj. Gen. Geoffrey Tumusiime – Deputy Inspector
General of Police, Maj. Gen. Jack Bakasumba – Outgoing Chief of Joint Staff and
AIGP Tom Magambo Rwabudongo – Director CID*

List of Figures	vii
List of Tables	ix
Acronyms.....	xi
Foreword	xii
Policing Regions & Districts/Divisions	xiii
Executive Summary.....	xv
Part 01	1
Chapter 1: Crime Analysis	2
Chapter 2: Case Management.....	28
Chapter 3: Criminal Syndicates Busted	30
Chapter 4: Specialised Directorates.....	42
Part 02	42
4.1 Directorate of Criminal Investigations	43
4.2 Directorate of Crime Intelligence.....	44
4.3 Directorate of Forensic Services.....	46
4.4 Directorate of Police Fire Prevention and Rescue Services	49
4.5 Directorate of Police Health Services.....	52
4.6. Directorate of Information Communication Technology	53
4.7 Directorate of Counter Terrorism.....	56
4.8 Directorate of Traffic and Road Safety	57
4.9 Directorate of INTERPOL & International Relations.....	64
4.10 Chief Political Commissariat.....	66
4.11 Directorate of Human Resource Development	71
4.12 Specialised Units	73
4.12.1 Canine (K-9)	73
4.12.2 Marine Police Unit	75
4.12.3 Anti Stock Theft Unit (ASTU) Operations	76
4.13 Directorate of Human Rights & Legal Services	77
Conclusion	79

Table of Contents



Figure 1: Annual Crime Trend 2017 – 2021	2
Figure 2: Regions with highest number of theft cases	3
Figure 3: Leading Regions in Theft of Mobile Phones	4
Figure 4: Regions with highest number of Theft of Motor Vehicles.....	4
Figure 5: Regions leading in Theft of Motorcycles	5
Figure 6: Regions leading in Cattle Stealing.....	6
Figure 7: Regions leading in Common Assaults	7
Figure 8: Regions leading in Domestic Violence.....	7
Figure 9: Regions leading in Aggravated Defilement	9
Figure 10: Regions leading in Rape	9
Figure 11: Regions leading in Threatening Violence	10
Figure 12: Regions leading in Breakings	11
Figure 13: Regions leading in Burglary	12
Figure 14: Regions leading in Economic Crimes	13
Figure 15: Regions leading in Criminal Trespass	15
Figure 16: Regions leading in Malicious Damage to Property	16
Figure 17: Categories of Robbery	16
Figure 18: Regions leading in Robberies	17
Figure 19: Regions leading in Aggravated Robbery of Cash.....	17
Figure 20: Regions leading in Aggravated Robbery of Motorcycles.....	18
Figure 21: Regions with the highest number of Homicide Cases.....	19
Figure 22: Regions leading in Murder by Assault	20
Figure 23: Regions leading in Murder by Mob Action	21
Figure 24: Regions leading in Murder by Strangulation.....	21
Figure 25: Regions leading in Murder by Shooting.....	22
Figure 26: Regions leading in Murder by Domestic Violence.....	23

List of Figures



Figure 27: Monthly Crime Trend	28
Figure 28: Leading Crimes in 2021 and 2020.....	28
Figure 29: Crimes committed by Western Uganda Criminal Syndicate	31
Figure 30: Illustration Showing Crimes committed by Mbarara Criminal Syndicate	32
Figure 31: Illustration Showing Crimes Committed by Kiboga – Mityana Criminal Syndicate.....	33
Figure 32: Crimes committed by ADF Terrorists.....	34
Figure 33: Illustration showing robberies and murders committed by the criminal gangs.....	36
Figure 34: Illustration showing some robberies and murders committed by the criminal gang.....	39
Figure 35: Illustration showing the attacks committed by the criminal gang.....	40
Figure 36: Illustration showing violent incidents registered by the criminal gang.....	40
Figure 37: Category of Crime Scenes processed from Jan – Dec 2021	47
Figure 38: Forensic personnel processing a bomb blast scene in Komamboga on 24th October 2021.....	48
Figure 39: Evidence Response Team processing crime scenes using “at-the-scene” forensic tools	48
Figure 40: CABIS Technicians reviewing electronic biometric data at Naguru Forensic Headquarters.....	48
Figure 41: Kikandwa ICT Innovation Center	53
Figure 42: Monthly Trend of Crashes and Fatalities for the period Jan- Dec 2021	57
Figure 43: Fatalities by Road User Category	59
Figure 44: Time of Crashes	61
Figure 45: Senior officers on CID induction course at CID Training School, Kibuli.....	72
Figure 46: Junior officers undergoing CID induction Course at CID Training School, Kibuli	72
Figure 47: Training of officers on legitimate use of force at Kabalye PTS.....	77
Figure 48: Workshop on development of Police handbook on civil suits.....	78

List of Figures



Table 1: Crimes Reported by Category	2
Table 2: District/Divisions with highest number of theft cases	3
Table 3: Districts/Divisions leading in Theft of Mobile Phones	4
Table 4: District/Division with highest number of Theft of Motor Vehicle	5
Table 5: District/Division leading in Theft of Motorcycle	5
Table 6: Cattle Theft.....	5
Table 7: District/Division leading in Cattle Theft.....	6
Table 8: Breakdown of assault cases.....	6
Table 9: District/Division with highest number of Common Assault	7
Table 10: District/Division leading in Domestic Violence.....	8
Table 11: Victims of Defilement by Age Group.....	8
Table 12: Category of Victims.....	9
Table 13: District/Division leading in Aggravated Defilement.....	9
Table 14: District/Division leading in Rape.....	10
Table 15: Comparison of other sex-related offences	10
Table 16: District/Division leading in Threatening Violence.....	11
Table 17: Breakings offences reported	11
Table 18: District/Division leading in Breakings.....	11
Table 19: District/Division leading in Burglary	12
Table 20: Breakdown of Some of the Categories of Economic Crimes.....	12
Table 21: Districts/Divisions leading in Economic Crimes	13
Table 22: Child-related Offences.....	13
Table 23: Districts/Divisions leading in Child Neglect.....	14
Table 24: Districts/Divisions leading in Child Desertion.....	14
Table 25: Districts/Divisions leading in Child Abuse and Torture.....	14
Table 26: Districts/Divisions leading in Criminal Trespass.....	15
Table 27: Districts/Divisions leading in Malicious Damage to Property	16
Table 28 A: Districts/Divisions leading in Robbery.....	17
Table 28 B: Category of Aggravated Robbery	17
Table 29: Comparison of cases of Aggravated Robbery of Cash.....	17
Table 30: Districts/Divisions leading in Aggravated Robbery of Cash	17
Table 31: District/Division leading in Aggravated Robbery of Motor Vehicles	18
Table 32: District/Division leading in Robbery of Motorcycles	18
Table 33: Homicide Cases Reported	19
Table 34: District/Division with highest number of homicide cases	19
Table 35: District/Division with highest number of cases of Murder by Assault	20
Table 36: Causes of Mob Action	20
Table 37: Districts/Divisions leading in Murder by Mob Action.....	21
Table 38: District/Division with highest number of cases of Murder by Assault	22
Table 39: District/Division with highest number of cases of murder by shooting.....	22
Table 40: District/Divisions leading in Murder by Domestic Violence	23

Table 41: Drug Seizures at Entebbe International Airport	24
Table 42: Districts with highest number of Arson cases	25
Table 43: Breakdown of Electoral/Political Offences	25
Table 44: Cases of Trafficking in Persons by Category	25
Table 45: Victims of Trafficking.....	26
Table 46: Forms of Exploitation for victims of Trafficking in Persons.....	26
Table 47: Status of victims of Trafficking	26
Table 48: Breakdown of land-related cases.....	27
Table 49: Case Management Comparison	28
Table 50: Regional Performance in Cases Reported.....	29
Table 51: Districts/Divisions with highest number of Reported Crimes	29
Table 52: Summary of Key Operations from Jan-Dec 2021	44
Table 53: Firearms and Ammunition Recovered (Jan-Dec, 2021).....	44
Table 54: Motor Vehicles Recovered	44
Table 55: Motorcycles Recovered.....	45
Table 56: Showing the total number of forensic reports issued from Jan to Dec 2021.	47
Table 57: Emergency calls attended to.....	50
Table 58: Causes of Fire.....	50
Table 59: Structures where fire emergencies were handled	50
Table 60: Most Devastating Fires in 2021	51
Table 61: Areas where Emergency Rescue Occurred	51
Table 62: Cases Reported through NECC.....	53
Table 63: Nature of Road Traffic Crashes 2020 and 2021	57
Table 64: Monthly Trend of Crashes January – December 202	57
Table 65: Accident Distribution by Police Region.....	58
Table 66: Casualties during the period January –December 2021	58
Table 67: Comparison of fatalities by road user group 2020 and 2021	58
Table 68: Comparison of persons seriously injured by road user group 2020 and 2021	60
Table 69: Comparison of persons who sustained minor injuries by road user group 2020 and 2021.....	60
Table 70: Nature of Crashes with respect to Causes January - December 2021	61
Table 71: Express Penalty Scheme; January – December 2021.....	62
Table 72 : Value of Tickets issued out to defaulters in 2021	62
Table 73: Comparison of Ownership of Vehicles Involved in Crashes 2020 and 2021	63
Table 74: Mechanical condition of Vehicles involved in crashes	63
Table 75: Drivers tested per class of driving permit for the period 2021.....	63
Table 76: Victims of Trafficking.....	65
Table 77: Crimes reported in 2021	69
Table 78: Offences Committed by Children in 2021.....	70
Table 79: Outcomes of training programmes	72
Table 80: Summary of activities performed by Canine Unit	73
Table 81: Summary of Explosive Detection Dog (EDD) Teams	73
Table 82: Summary of ASTU Operations for the Year 2021	76

List of Tables



ABC	Aerial Bundled Cables	JLOS	The Justice, Law and Order Sector
ACP	Assistant Commissioner of Police	KCCA	Kampala Capital City Authority
ADF	Allied Democratic Forces	KMP	Kampala Metropolitan Police
APC	Armoured Personnel Carrier	MDAs	Ministries, Departments and Agencies
CABIS	Criminal Automated Biometric Information System	NDA	National Drug Authority
CCTV	Closed-Circuit Television.	PAW	Uganda Police Air Wing
CID	Criminal Investigations Directorate	PC	Police Constable
DNA	Deoxyribonucleic Acid	PDM	Parish Development Model
CPL	Corporal	RA	Resistance Army
CPS	Central Police Station	RPC	Regional Police Commander
CRB	Crime Record Book	RSA	Resident State Attorney
CT	Counter Terrorism	SMG	Submachine Gun
DPP	Director of Public Prosecutions	SOCO	Scene of Crime officers
FFU	Field Force Unit	SPC	Special Police Constable
GAL	Directorate of Government Analytical Laboratory	SP	Superintendent of Police
GEF	General Enquiry File	UCC	Uganda Communications Commission
HQs	Headquarters	UPDF	The Uganda People's Defence Forces
ICT	Information and Communications Technology	UPF	Uganda Police Force
IED	Improvised Explosive Device	URA	Uganda Revenue Authority
IGG	Inspector General of Government	URSB	Uganda Registration Service Bureau
ISIL	Islamic State of Iraq and the Levant	YRS	Years

Acronyms





Foreword



It is my pleasure to present the Uganda Police Force Annual Crime Report for the year 2021. As explained in the 2020 Report, the Annual Crime Reports help us to account to the population on how the Uganda Police Force is fulfilling its mandate as stipulated under Article 212 of the Constitution of Uganda.

In our 2020 Annual Crime Report, we identified some of the challenges, strategies and recommendations that the Uganda Police Force was to adopt in fighting crime. In this 2021 Annual Crime Report, we account for the progress the Institution made in fulfilling the task and again, set out a new Crime Plan, including how we are to tackle the key priorities.

Generally, in the year 2021, there was a 0.1% increase in the volume of crimes reported to Police from 195,931 cases reported in the year 2020 to 196,081 cases in 2021. These crime trends were greatly influenced by the COVID-19 pandemic outbreak and the subsequent opening of all sectors of the economy. The details on management and performance, Crime distribution, status and gravity of the reported cases are all discussed in the Report.

Focusing ahead, as we continue to address the common challenges of policing, our other critical tasks in the year 2022 are to: -

1. Improve the quality of services we offer to the public
2. Engage communities through our community policing programs aimed at building a stronger trust between the police and the population
3. Enhance officer training to improve the use of modern technologies.
4. Have highly trained professional Police officers who match courage with compassion, care and understanding of the population.
5. Digitalize and integrate crime records for purposes of easy detection, reporting, tracking, supervision and analysis of crime trends.

Since crime management is not a single spine function for the Criminal Investigations Directorate, all Police Directorates are required to play their respective roles towards crime management and reduction, setting crime performance targets and standards against which they will be periodically measured. For quick and effective monitoring of crime trends, the Police Management also plans to release quarterly crime reports to the public.

Critically, challenges of staff welfare, motivation and satisfaction are relevant in policing. The Uganda Police Force management is focusing on improving the welfare of all its personnel especially addressing the pertinent question of accommodation to achieve good staff performance and satisfaction.

Meanwhile, I would like to thank the entire Police fraternity for continuing to keep the country safe. I also convey my gratitude to the Ministry of Internal Affairs, sister security Agencies, JLOS Partners, the media and the public for their support in fighting crime.

On a special note, I register my appreciation to H.E. The President of the Republic of Uganda who continuously guides and supports the Uganda Police Force in fighting crime.

Finally, I urge all Ugandans to continue the fight against crime for a safer Uganda. As the Institution releases last year's Police Annual Crime Report, we look forward for suggestions and feedback for improvement in securing our Country.

J.M. Okoth-Ochola, (Esq)
Inspector-General of Police

Policing Regions & Districts/Divisions

Albertine

1. Buliisa
2. Hoima Central Division
3. Hoima East Division
4. Hoima Rural (District) - Kitoba
5. Hoima West Division
6. Kagadi
7. Kakumiro
8. Kibaale
9. Kikuube
10. Kiryandongo
11. Masindi

Aswa River

12. Agago
13. Amuru
14. Gulu City Cps
15. Gulu East Division
16. Gulu Rural (District) - Awach
17. Gulu West Division
18. Kitgum
19. Lamwo
20. Nwoya
21. Omoro
22. Pader

Bukedi North

23. Budaka
24. Butebo
25. Kibuku
26. Pallisa

Bukedi South

27. Busia
28. Butaleja
29. Tororo

Busoga East

30. Bugiri
31. Bugweri
32. Iganga
33. Mayuge
34. Namayingo
35. Namutumba

Busoga North

36. Buyende
37. Kaliro
38. Kamuli
39. Luuka

East Kyoga

40. Amuria
41. Bukedea
42. Kaberamaido
43. Kalaki
44. Kapelebyong
45. Katakwi
46. Kumi
47. Ngora
48. Serere
49. Soroti East Division
50. Soroti Rural (District) - Katine
51. Soroti Central Division
52. Soroti West Division

Elgon

53. Bududa
54. Bulambuli
55. Manafwa
56. Mbale Central Division
57. Mbale Industrial Division
58. Mbale Northern Division
59. Mbale Rural (District) - Busoba

60. Namisindwa
61. Sironko

Greater Bushenyi

62. Buhweju
63. Bushenyi
64. Mitooma
65. Rubirizi
66. Sheema

Greater Masaka

67. Bukomansimbi
68. Kalangala
69. Kalungu
70. Kyotera
71. Lwengo
72. Lyantonde
73. Masaka Central
74. Masaka - Kabonera Division
75. Masaka – Nyendo Mukungwe Division
76. Masaka Rural (District)
77. Rakai
78. Ssembabule

Katonga

79. Butambala
80. Gomba
81. Mpigi

Kidepo

82. Abim
83. Kaabong
84. Kotido
85. Karenga

Kigezi

86. Kabale
87. Kanungu
88. Kisoro
89. Rubanda
90. Rukungiri
91. Rukiga

Kiira

92. Kiira Central - Jinja
93. Jinja East - Kakira
94. Jinja North – Buwenge

Kmp East

95. Jinja Road Division
96. Kira Division
97. Kira Road Division
98. Mukono Division
99. Naggalama Division

Kmp North

100. Kakiri Division
101. Kasangati Division
102. Kawempe Division
103. Nansana Division
104. Old Kampala Division
105. Wakiso Division
106. Wandegaya Division

Kmp South

107. Cps Kampala Division
108. Entebbe Division
109. Kabalagala Division
110. Kajjansi Division
111. Katwe Division
112. Nsangi Division

Mt. Moroto

113. Amudat
114. Moroto
115. Nabilatuk
116. Nakapiripirit
117. Napak

North Kyoga

118. Alebtong
119. Amolatar
120. Apac
121. Dokolo
122. Kole
123. Kwanja
124. Lira East Division
125. Lira Rural (District)
126. Lira West Division
127. Otuke
128. Oyam

North West Nile

129. Adjumani
130. Moyo
131. Obongi
132. Yumbe

Rwenzori East

133. Bwera Division
134. Hima Division
135. Kasese Division
136. Katwe - Kabatooro Division

Rwenzori West

137. Bundibugyo
138. Bunyangabu
139. Fort Portal City
140. Kabarole - Eastern Division
141. Kabarole - Northern Division
142. Kabarole Rural (District) - Kitoba
143. Kamwenge
144. Kitagwenda
145. Kyegegwa
146. Kyenjojo
147. Ntoroko

Savannah

148. Luweero
149. Nakaseke
150. Nakasongola

Rwizi

151. Ibanda
152. Isingiro
153. Kazo
154. Kiruhura
155. Mbarara Cps
156. Mbarara North Division
157. Mbarara Rural (District) - Bwizibwera
158. Mbarara South Division
159. Ntungamo
160. Rwampara

Sipi

161. Bukwo
162. Kapchorwa
163. Kween

Ssezibwa

164. Buikwe
165. Buvuma
166. Kayunga
167. Njeru Division

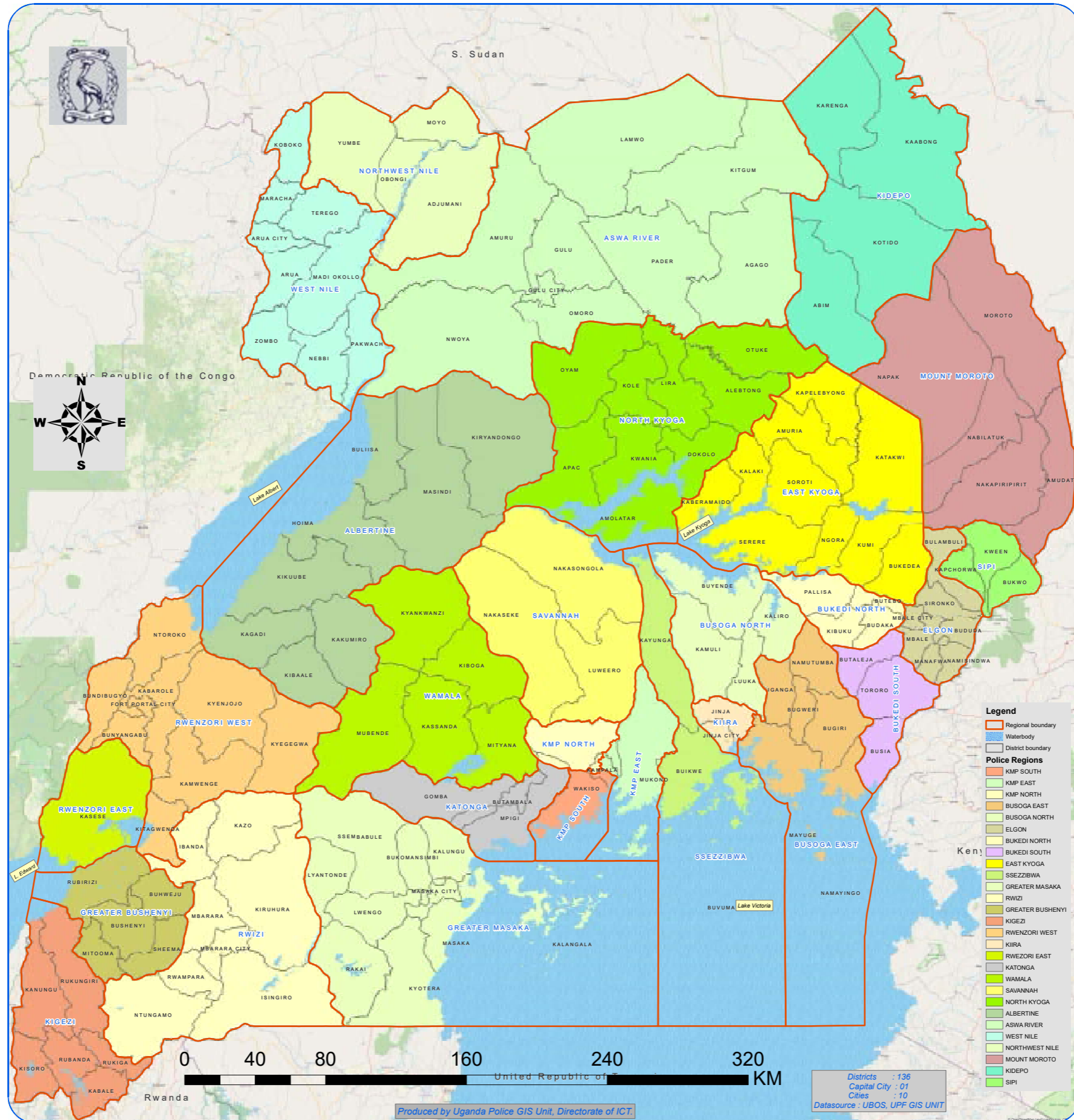
Wamala

168. Kassanda
169. Kiboga
170. Kyankwanzi
171. Mityana
172. Mubende

West Nile

173. Arua Central
174. Arua - Ayivu East Division
175. Arua - Ayivu West Division
176. Arua Rural (District) - Vura
177. Koboko
178. Madi Okolo
179. Maracha
180. Nebbi
181. Pakwach
182. Terego
183. Zombo

UGANDA DISTRICTS AND POLICE REGIONS 2022



Executive Summary

2021 Annual Crime Report

In 2021, there was 0.1% general increase in the volume of crimes reported to Police from 195,931 cases reported in 2020 to 196,081 cases reported in 2021. Below is a breakdown of the details;

Assaults

In 2021, 29,317 cases of assault were reported, representing 14.9% of all the cases reported compared to 30,712 cases reported in 2020, indicating a 4.5% decrease. Common Assaults: a total of 23,167 cases of Common Assaults were reported to Police compared to 24,799 cases reported in 2020, showing a decrease of 6.5%.

Domestic Violence

A total of 17,533 cases of Domestic Violence were reported to Police compared to 17,664 reported in 2020, marking a 0.74% decrease. 17,553 people were victims of Domestic Violence of whom 3,103 were adult males, 12,877 were adult females and 871 were male juveniles while 702 were female juveniles.

Rape

1,486 cases of rape were registered compared to 1,519 cases reported in 2020, showing a decrease of 2.1%. A total of 1,396 adult females and 90 female juveniles were victims of rape.

Threatening Violence

By the end of 2021, a total of 10,408 cases of threatening violence were reported compared to 10,844 cases in 2020, showing a 4% decrease.

Burglaries

A total of 4,882 cases of burglaries were reported to Police in 2020 compared to 4,991 cases in 2020, marking a decrease of 2.1%.

Child-Related Offences

In 2021, 8,681 child-related cases constituting 4.2% of the total cases were reported compared to 9,225 cases reported in 2020, thus marking a 5.8% decrease. Child Desertion had a 12.2% decrease, Child abuse and Torture had a 16.6% decrease

and Child Kidnap decreased by 23.8%.

Damage to Property

3.5% of all crimes reported were a result of Malicious Damage to Property. In 2021, a total of 6,980 cases were reported compared to 7,370 cases reported in 2020, indicating a 5.2% decrease.

Robbery

In 2021, 5,275 cases of Robbery were reported compared to 5,302 cases reported in 2020, showing a 0.5% decrease.

Aggravated Robbery of Motorcycles

A total of 258 cases of aggravated robbery of motorcycles were reported to Police compared to 349 cases reported in 2020 leading to a 25.7% decrease.

Homicide

A total of 3,912 cases of homicide were reported to Police by the end of 2021 compared to 4,460 cases in 2020, marking a 12.2% decrease. Murder by assault decreased by 19.3%, Murder by blunt objects decreased by 38%, Murder as a result of domestic violence decreased by 10%, Murder by strangulation decreased by 14.4%, Murder by Stabbing decreased by 37.1% and Murder by Hacking decreased by 40%.

Narcotics

By the end of 2021, a total of 1,668 Narcotic -related cases were reported compared to 1,714 cases reported in 2020, indicating a decrease of 2.6%. A total of 23,887.83 gs of assorted narcotics were seized at Entebbe International Airport in 2021 compared to 41.94 gs seized in 2020 and 132.012 gs seized in 2019.

CRIMES THAT INCREASED

Theft

By the end of 2021, 43,583 cases (22.2%) of theft were reported compared to 41,950 cases reported in 2020 marking a 3.8% increase. Theft of mobile phones increased by 2.4%, theft of motor vehicles increased by 7% while theft of motorcycles increased by 22.8% and cattle theft also increased by 3.4%.

Sex-Related Offences

In 2021, 16,373 sex-related crimes representing 8.2% of the crimes were reported compared to 16,144 cases reported in 2020, indicating an increase of 1.4%. A total of 16,545 persons were victims of sex-related crimes, out of whom, 14,482 were female juveniles, 378 were male juveniles, 1,636 were adult females and 49 were adult males.

Defilement

14,570 cases of Defilement were reported in 2021 compared to 14,230 cases reported in 2020. Aggravated Defilement increased by 1.6% while Defilement increased by 2.3%.

Breakings

Of all the crimes reported in 2021, breakings contributed to 5.1% with 10,148 cases compared to 10,113 cases reported in 2020, giving a 0.3% increase. House breaking increased by 4.3% while Shop breaking increased by 12.2%.

Economic Crimes (Private Sector Fraud)

In the period under review, a total of 10,966 cases representing 5.59% of the total crimes were a result of Economic crimes. In 2020, 10,057 cases were reported indicating a 9% increase. Cases under Obtaining money by False Pretense increased by 6.6%.

Child Neglect

A total of 4,961 cases of Child Neglect were reported in 2021 compared to 4,785 cases in 2020, marking a 3.6% increase.

Criminal Trespass

3.8% of all the crimes reported in 2021 were a result of criminal trespass with 7,636 cases registered. In 2020, 7,505 cases were reported showing a 1.7% increase.

Aggravated Robbery (General)

A total of 1,956 cases of Aggravated Robbery were reported in 2021 compared to 1,844 cases reported in 2020, marking a 06% increase.

Aggravated Robbery of Cash

A total of 436 cases of robbery of cash were registered in 2021 compared to 364 cases reported in 2020, marking a 19.7% increase.

Murder by Mob Action

By the end of 2021, a total of 759 cases of murder by mob action were reported compared to 540 cases reported in 2020, indicating an increase of 40.5%. 762 persons were lynched.

Murder by Shooting

303 cases were reported during the period under review compared to 249 cases reported in 2020, showing a 21.6% increase.

Arson

1,803 cases of arson were reported in 2021 compared to 1,614 cases reported in 2020, showing an 11.7% increase.

Cyber Crimes

A total of 258 cases were reported during the period under review compared to 256 cases reported in 2020, indicating a 0.78% increase. Cybercrimes led to a loss of Ugx. 4,710,393,000 of which Ugx.

110,140,000 was recovered.

Terrorism

In 2021, 21 cases of terrorism were reported compared to 02 cases reported in 2020. The increase is attributed to resurgence of terrorist activities by suspected ADF operatives which led to bombings in Kampala.

Trafficking In Persons

A total of 421 cases were registered in 2021 compared to 214 cases registered in 2020. 1,149 persons were victims of Trafficking in Persons in 2021 compared to 666 victims recorded in 2020.

Land Fraud Cases

A total of 332 cases of very serious land -related crimes were reported in 2021 at CID Headquarters alone compared to those reported in 2020, indicating a 4% increase.

FIRE AND RESCUE SERVICES

Fire emergencies

A total of 1,258 fire emergencies were handled in 2021 compared to 1,015 in 2020 marking a 23.9% increase. Fire incidents were mainly attributed to negligence, electrical short circuits and charcoal stoves and candle wax among others. In 2021, a total of 589 rescue emergencies were handled compared to 269 cases in 2020. 168 persons

were rescued during the emergencies handled compared to 151 lives rescued in 2020. Of these, 156 were males while 112 were females.

TRAFFIC AND ROAD SAFETY

There was a 42% increase in the number of crashes from 12,249 in 2020 to 17,443 in 2021. During the period under review, 3,757 crashes were fatal, and 4,616 were minor. There were 18,305 casualties from crashes in 2021, a reduction of 11%. Persons killed reduced by 6%, persons seriously injured reduced by 13% and those that sustained minor injuries reduced by 17%.

ACTIVITIES CARRIED OUT BY SUPPORT DEPARTMENTS

i. Medical Examinations

A total of 64,733 medical examinations were carried out compared to 61,383 carried out in 2020. This was to help in the investigation of cases.

ii. Canine Unit

A total of 10,935 incidents involving K9 tracking were carried out in 2021 compared to 9,185 incidents involving tracking conducted in 2020. 8,154 arrests were made of whom, 5,265 were adults (6,714 males, 913 females) and 527 juveniles (448 males, 79 females).

iii. Forensic Services

The Department of Cyber Crime and Digital Forensics processed 330 cases. These cases had exhibits including a number of digital devices, 139 computers, 756 mobile phones, and 95 storage media with CCTV footage. 27,305 crime scenes countrywide were processed compared to 25,552 crime scenes in 2020. Using biometrics, a total of 106 individuals (95 suspects and 11 civilians) were linked to crime scenes which is an increase from 85 individuals (78 suspects and 07 civilians) in 2020. Furthermore, 31 crime scenes were linked to each other using scientific aids compared to 24 crime scenes linked in 2020. A total of 32,106 suspects were profiled on the Criminal Associated Biometric System.

- iv. Cases of aggravated robbery of cash. A total of Ugx. 6,436,458,000 was robbed, out of which Ugx. 450,107,000 was recovered in 2021 compared to Ugx. 2,570,934,460 which was robbed and Ugx. 272,526,300 recovered in 2020.
- v. Cybercrimes led to a loss of Ugx. 4,710,393,000 in 2021 of which Ugx. 110,140,000 was recovered.
- vi. A total of Ugx. 8,349,866,000 was lost in fraudulent land transactions as a result of obtaining money by false pretence, out of these, Ugx. 394,900,000 was recovered.
- vii. Vandalised electricity transmission lines and related infrastructure worth Ugx. 3,000,000,000/- were recovered.

COLLECTIONS

- i. The Directorate of INTERPOL and International Relations issued 485 motor vehicle verification certificates amounting to Ugx. 28,920,000 and 85,664 Certificates of Good Conduct amounting to Ugx. 6,510,464,000.
- ii. The Directorate of Traffic and Road Safety issued 336,725 EPS tickets to offenders throughout the country amounting to Ugx. 26,029,140,000 and out of these, Ugx. 19,994,290,000 was paid by the offenders.

RECOVERIES MADE IN 2021

- i. Of the 942 motor vehicles reported stolen in 2021, 245 were recovered.
- ii. Of the 4,315 motorcycles reported to have been stolen in 2021, 991 were recovered.
- iii. Out of 16,371 animals stolen in 2021, 5,725 were recovered compared to 15,629 animals reported stolen in 2020, of which 5,782 were recovered.

FINES

- i. Ugx. 1,382,819,000 was paid as fines levied by Courts for criminal offences committed.
- ii. Ugx. 194,070,000 was paid as fines to National Water and Sewerage Corporation through Water Loss.
- iii. Ugx. Ugx. 130,150,000 was paid as fines for degrading wetland areas under NEMA.
- iv. Ugx. 28,450,000 was paid as fines for illegal transportation of forest products under NEMA.
- v. Ugx. 130,150,000 was paid as fines for wildlife crimes.

CASE MANAGEMENT AND PERFORMANCE

By the end of 2021; 65,008 cases were taken to Court, out of which 19,186 cases secured convictions, 346 cases were acquitted and 3,789 cases were dismissed while 41,687 cases were still pending in Court. A total of 87,581 suspects were charged in Court of whom, 78,966 were male adults, 2,012 were male juveniles, 6,128 were adult females and 475 were female juveniles, 197,814 persons were victims of crime of whom 122,280 were males and 75,534 were females.

The leading crimes:

In the period under review, leading crimes were Common Assaults with 23,167 cases, Domestic Violence with 17,533 cases, Defilement with 10,653 cases, Threatening Violence with 10,408 cases, Obtaining Money by False Pretence with 8,634 cases, Criminal Trespass with 7,636 cases, Malicious Damage to Property with 6,980 cases, Cattle Stealing with 6,810 cases, Aggravated Assaults (General) with 6,141 cases and Theft of cash with 5,435 cases. On average 16,340 cases were reported per month in 2021, compared to 16,328 cases in 2020 representing an increase of 0.1%.

Leading Regions in Crime

KMP North region registered the highest number of cases in 2021 with 12,304 cases, followed by Rwizi with 12,130 cases, North Kyoga with 11,485 cases, Greater Masaka with 11,192 cases, Albertine with 11,186 cases, KMP South with 10,001 cases, Aswa with 9,880 cases, East Kyoga with 9,851 cases, KMP East with 8,029 cases and Rwenzori West with 7,966 cases among other regions.

Leading Districts/Divisions in Crime

Districts/Divisions that registered highest crimes in 2021 were Kamuli with 3,078 cases, followed by Luweero with 2,880 cases, Mbale

with 2,866 cases, Mbarara with 2,761 cases, and Mpigi with 2,739 cases. Old Kampala Division registered 2,694 cases, Kiryandongo registered 2,607 cases, Katwe Division registered 2,396 cases, Kawempe Division registered 2,394 cases and Mukono Division registered 2,356 cases among others.

Organised Criminal Syndicates

Thirteen (13) organised criminal syndicates were dismantled in 2021. They operated in areas of Kampala Metropolitan, Mityana, Kiboga, Mbarara and Fort Portal among other areas. This brings the total of organised criminal syndicates dismantled since 2018 to 45.

Before these criminal syndicates were busted in 2021, they had;

- i. Shot and killed 11 people including 04 Police Officers,
- ii. Hacked and killed 26 People,
- iii. Strangled and killed 06 People,
- iv. Kidnaped and killed 05 People,
- v. Injured 11 people including 02 UPDF Officers,
- vi. Robbed 11 guns, 01 Flat Screen T.V, 46 Mobile phones and Cash amounting to Ugx. 61,087,000,
- vii. Raped 02 People,
- viii. Vandalised electricity transmission lines and related infrastructure worth Ugx. 3,000,000,000, and

- ix. Detonated bombs killing 05 people, (04 suspected suicide bombers) and injuring 37 people.

After busting and dismantling these criminal groups in 2021;

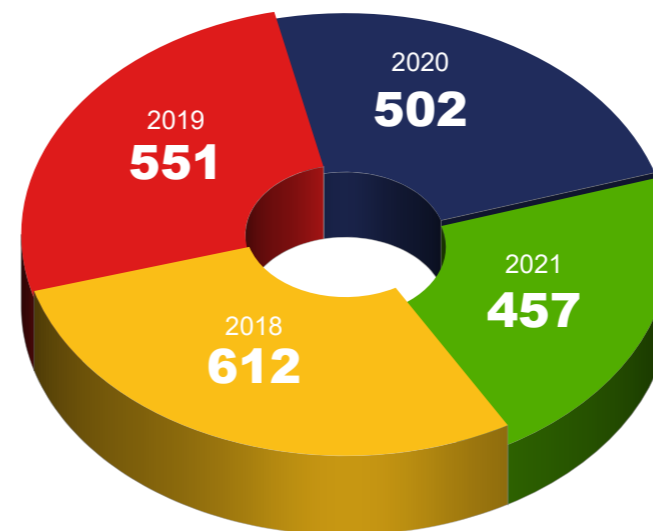
- i. 136 of their members were arrested and charged to Court,
- ii. 02 of their members were killed in action,
- iii. 10 guns recovered, 21 Improvised Explosive Devices were recovered, vandalised electricity materials worth Ugx. 3,000,000,000, and
- iv. 05 Motor Vehicles and 05 Motorcycles impounded

CRIME DISTRIBUTION

51% (100,003 cases) of all crimes committed in 2021 were in rural areas, 45% (88,237 cases) were in urban centres while 4% (7,841 cases) were committed along the highways.

CRIME RATE

In 2021, out of every 100,000 people, 457 were victims of crime. This compared to 502 in 2020 shows a decrease in crime rate.



CHALLENGES

The UPF is faced with challenges in its efforts to tackle crime. Some of these are internal, others are external while others are within the criminal justice chain. They include: Manpower, logistical constraints, insufficient budget, lack of an Electronic Case Tracking System and records management.

RECOMMENDATIONS

- i. Developing an Electronic Case Reporting and Tracking System with a Secure Communication link to Field Stations,
- ii. Developing a Centralised Data Base at CID Headquarters with links to all key data bases for instance National IDs, Passports, Driving Permits, Motor Vehicles e.t.c.

- iii. Developing a Human Resource Management System to guide in Performance Evaluation, Inspectorate, Staff Placement and Welfare Programmes,
- iv. Developing a modern and secure computerised records management system to ease in investigations and tracking of cases for successful prosecutions,
- v. Developing capacity for Ideological development of personnel to enhance their operational readiness to undertake the tasks,
- vi. Mobilising financial resources to support investigations on backlog and new cases,
- vii. Strengthening a robust strategy to involve the population in preventing and management of crime,
- viii. Enhancing the existing system of protecting witnesses and exhibit management.



PART 01

Crime Analysis

Page 2

Case Management

Page 28

Criminal syndicates busted

Page 30

Chapter 1: Crime Analysis

1.0. Introduction

The general security situation in the country in 2021 was calm and peaceful. In 2021, there was **0.1%** increase in the volume of crimes reported to Police from **195,931** cases reported in 2020 to **196,081** cases reported in 2021. This increase was mainly a result of easing of the lockdown earlier imposed in a bid to control the spread of Covid-19 in the country.

1.1. Annual Crime Trend

There was a downward trend in the number of crimes reported in the country from 2017 to 2021. This was due to efforts put in place to tackle crime.

Figure 1: Annual Crime Trend 2017 – 2021



This general decrease in crime between 2017 - 2021 is attributed to the following reasons;

- i. Government investment in anti – crime infrastructure,
- ii. Community sensitisation against engaging in crime,
- iii. Crackdown on organised criminal syndicates in the country.
- iv. Improvement in response time by Police in situations of emergencies,
- v. Support from sister security agencies in responding and investigation of cases, and
- vi. Increased motorised and foot patrols throughout the country.

Table 1: Crimes Reported by Category

S/No.	Crime Categories	No. of Cases Reported		Diff
		2021	2020	
1.	Theft	43,583	41,950	1,633
2.	Assaults	29,317	30,712	-1,395
3.	Domestic Violence	17,533	17,664	-131
4.	Sex Related Offences	16,373	16,144	229
5.	Economic Crimes	10,966	10,057	909
6.	Threatening Violence	10,408	10,844	-436
7.	Breakings	10,148	10,113	35
8.	Child Related Offences	8,681	9,225	-544
9.	Criminal Trespass	7,636	7,505	131
10.	Malicious Damage to Property	6,980	7,370	-390
11.	Robberies	5,275	5,302	-27
12.	Homicide	3,912	4,460	-548
13.	Arson (General)	1,803	1,614	189
14.	Narcotics	1,668	1,714	-46
15.	Political/ Media Offences	797	1,033	-236
16.	Escape from Lawful Custody	751	813	-62
17.	Corruption	57	32	25
18.	Terrorism	21	02	19

1.2. Crime Distribution

In 2021, **51%** (100,003) of all crimes were committed in rural areas, **45%** (88,237) were committed in urban centres while **4%** (7,841) were committed along the highways.

1.3. Crime Analysis

1.3.1. Theft

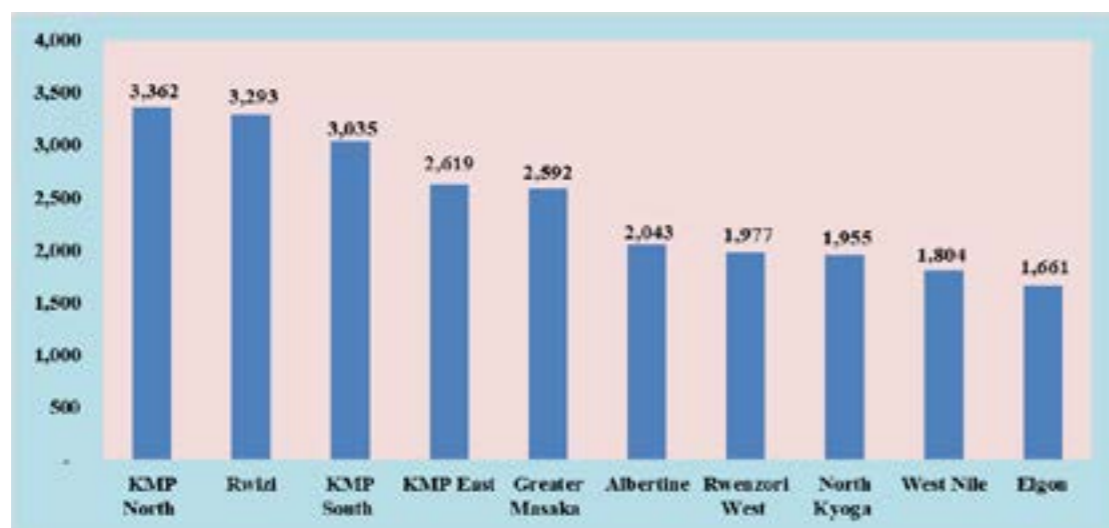
By the end of 2021, **43,583** cases (**22.2%**) reported were due to theft as compared to **41,950** cases reported in 2020 showing a **3.8%** increase. Theft cases were mainly motivated by economic gain. By the end of the year, **19,017** cases were taken to Court, **6,459** cases secured convictions, **96** cases were acquitted, **1,181** cases were dismissed and **11,281** cases were still pending in Court while **14,574** cases were still under inquiry.



a. Regional Performance

KMP North registered the highest number of theft cases, followed by Rwizi and KMP South as shown in the graph below.

Figure 2: Regions with highest number of theft cases



Kidepo Region registered the least number of theft cases with **374** cases, followed by Sipi with **640** cases, Kiira with **653** cases, Rwenzori East with **731** cases, Mt. Moroto with **752** cases, Bukedi South with **849** cases and North West Nile with **901** cases among other regions.

b. District/Divisional Performance

The highest number of theft cases were registered in Old Kampala Division, followed by CPS Kampala Division and Mukono Division among others as shown in the Table 2.

Table 2: Districts/Divisions with highest number of theft cases

S/No.	District/Division	No. of Cases reported
1.	Old Kampala Division	817
2.	CPS Kampala Division	811
3.	Mukono Division	803
4.	Mbarara	738
5.	Luwero	723
6.	Mbale	720
7.	Mpigi	695
8.	Katwe Division	669
9.	Kawempe Division	659
10.	Kamuli	630

The districts/divisions that registered the least number of theft cases in 2021 were Kwania with **29** cases, Karenga and Madi-Okolo with **39** cases each, Kalaki with **48** cases, Rubanda with **72** cases, Nabilatuk with **81** cases, Abim with **87** cases and Namayingowith **88** cases among others.

Action taken to address theft cases

- Enhancement of the anti-crime infrastructure by the government,
- Community sensitisation through neighbourhood watch and target hardening,
- Encouraging households to install CCTV cameras on their property,
- Enhanced cooperation between the public and security agencies, and
- Increased motorised and foot patrol.
- Increased use of alarm bells.

1.3.1.1. Theft of Mobile phones

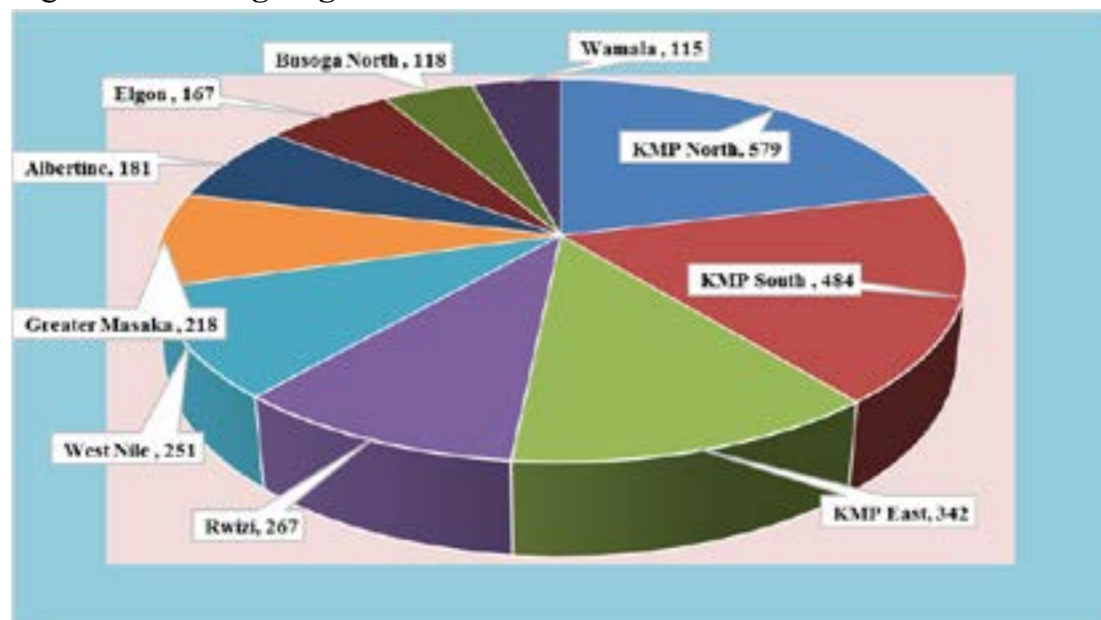
A total of **4,143** cases of mobile phone theft were reported in 2021 compared to **4,043** cases reported in 2020, showing a **2.4%** increase. Most of the cases were a result of snatching from unsuspecting members of the public.



a. Regional Performance

KMP North registered the highest number of mobile phone theft, followed by KMP South and KMP East as shown in Figure 3.

Figure 3: Leading Regions in Theft of Mobile Phones



b. District/Divisional Performance

CPS Kampala Division registered the highest number of mobile phone theft, followed by Old Kampala Division, Kawempe Division and Wandegaya Division as shown in Table 3.

Table 3: Districts/Divisions leading in Theft of Mobile Phones

S/No.	Districts/Divisions	No. of Cases Reported
1.	CPS Kampala Division	173
2.	Old Kampala Division	148
3.	Kawempe Division	144
4.	Wandegaya Division	125
5.	Katwe Division	119
6.	Koboko	110
7.	Mbale	110
8.	Jinja Road Division	96
9.	Mukono Division	92
10.	Mbarara	92

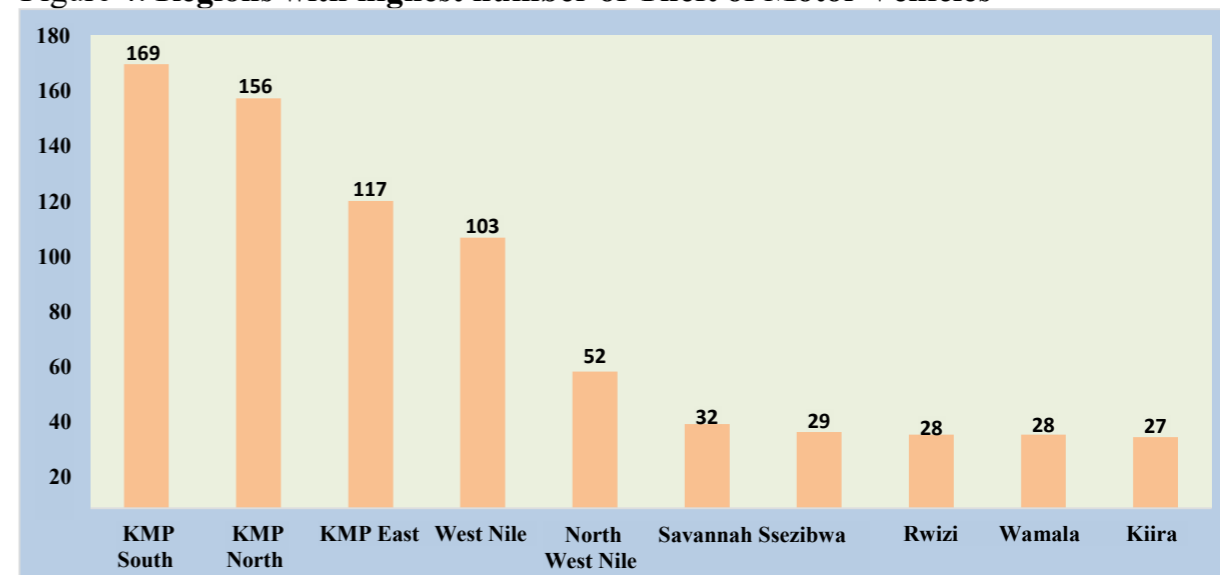
1.3.1.2. Theft of Motor Vehicles

A total of **942** cases of theft of motor vehicles were reported in 2021 compared to **880** cases in 2020, showing a **7.0%** increase. **942** motor vehicles were reported stolen, out of these, **245** were recovered while **697** were not recovered.

a. Regional Performance

KMP South registered the highest number of motor vehicles theft, followed by KMP North and KMP East as shown in Figure 4.

Figure 4: Regions with highest number of Theft of Motor Vehicles



b. District/Divisional Performance

The highest number of theft of motor vehicles were from Nebbi, followed by Yumbe and CPS Kampala Division as shown in Table 4.



Table 4: Districts/Divisions with highest number of Theft of Motor Vehicle

S/No.	Districts/Divisions	No. of Cases Reported
1.	Nebbi	88
2.	Yumbe	50
3.	CPS Kampala Division	44
4.	Kawempe Division	43
5.	Old Kampala Division	42
6.	Katwe Division	36
7.	Jinja Road Division	30
8.	Luwero	29
9.	Kira Road Division	28
10.	Mukono Division	28

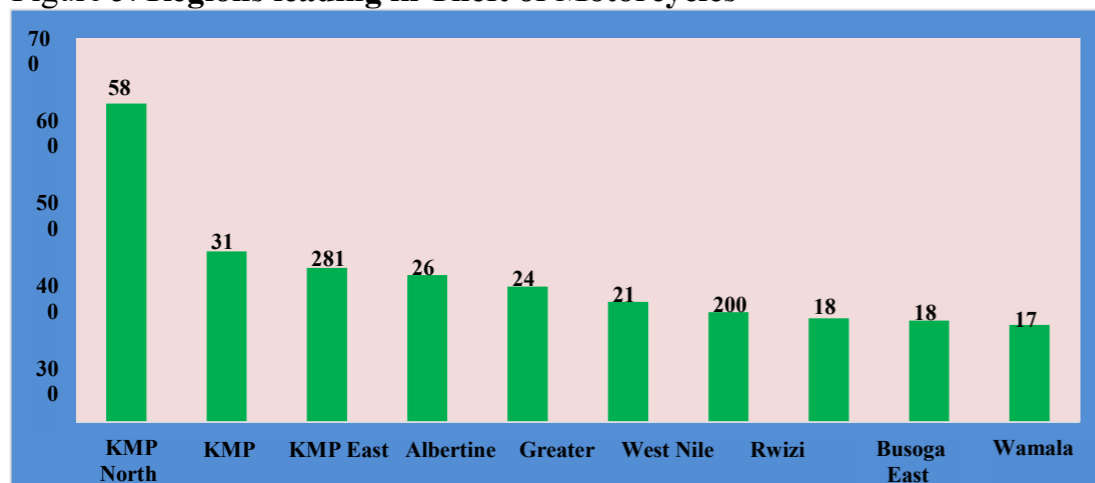
1.3.1.3. Theft of Motorcycles

A total of **4,308** cases of theft of motorcycles were reported in the period under review compared to **3,507** cases in 2020, indicating an increase of **22.8%**. A total of **4,315** motorcycles were reported to have been stolen in 2021. Out of these, **991** were recovered.

a. Regional Performance

KMP North registered the highest number of motorcycle theft, followed by KMP South, KMP East, Albertine and Greater Masaka as shown in Figure 5.

Figure 5: Regions leading in Theft of Motorcycles



Regions that registered the least number of motorcycle theft were Kidepo with

13 cases, followed by Rwenzori East with **24** cases, Mt. Moroto with **32** cases, Kigezi with **39** cases and Greater Bushenyi registered **42** cases among other regions.

b. District/Divisional Performance

Old Kampala Division registered the highest number of motorcycle theft in 2021, followed by Kawempe Division, Nansana Division and Mukono Division shown in Table 5.

Table 5: Districts/Divisions leading in Theft of Motorcycles

S/No.	District/Divisions	No. of Cases Reported
1.	Old Kampala Division	149
2.	Kawempe Division	131
3.	Nansana Division	118
4.	Mukono Division	99
5.	Lira	94
6.	Katwe Division	91
7.	Luwero	87
8.	Wakiso Division	83
9.	Arua	80
10.	Mbale	78

1.3.1.4. Cattle Theft

A total of **6,810** cases of cattle theft were reported in the period under review compared to **6,586** cases reported in 2020, showing an increase of **3.4%**.

A total of **16,371** animals were stolen, out of which **5,725** were recovered.

Table 6: Cattle Theft

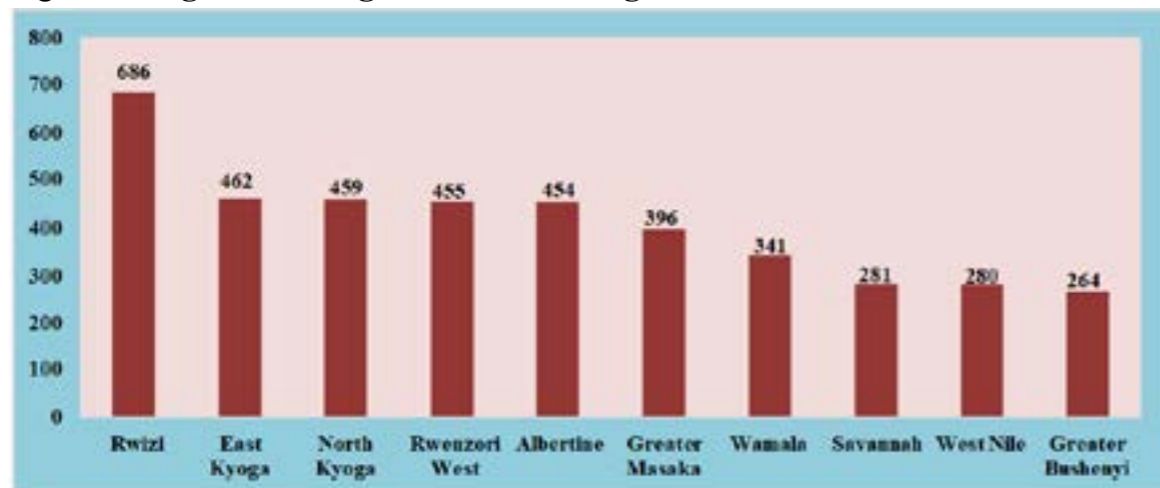
Type of Cattle	No. Stolen	Recovered	Not Recovered
Cattle	8,502	2,898	5,531
Goat	6,062	2,117	3,527
Sheep	688	305	379
Donkey	48	27	21
Pig	1,071	378	694
TOTAL	16,371	5,725	10,152



a. Regional Performance

Rwizi region registered the highest number of cattle stealing in 2021, followed by East Kyoga, North Kyoga, Rwenzori West and Albertine as shown in figure 6.

Figure 6: Regions leading in Cattle Stealing



Regions that registered the least number of cases of cattle theft were KMP South with **24** cases, Kiira with **26** cases, Sipi with **65** cases, Rwenzori East with **80** cases, KMP north with **85** cases while KMP East registered **96** cases.

b. District/Divisional Performance

Yumbe District had the highest number of cattle theft in 2021, followed by Gomba, Isingiro and Kyenjojo as shown in Table 7.

Table 7: Districts/Divisions leading in Cattle Theft

S/No.	District/Divisions	No. of Cases Reported
1.	Yumbe	152
2.	Gomba	150
3.	Isingiro	138
4.	Kyenjojo	138
5.	Kiruhura	137
6.	Sembabule	124
7.	Tororo	118
8.	Nakasongola	113
9.	Ntungamo	112
10.	Kagadi	110

1.3.2. Assault

In 2021, **29,317** cases of assault were reported, representing **14.9%** of all the cases reported compared to **30,712** cases reported in 2020, showing a **4.5%** decrease.

Table 8: Breakdown of assault cases

Categories of Assaults	No. of Cases Reported		Diff
	2021	2020	
Aggravated Assault (Acid Cases)	09	02	07
Aggravated Assaults (General)	6,141	5,911	230
Common Assaults	23,167	24,799	-1,632
Total	29,317	30,712	-1,395

1.3.2.1. Aggravated Assault (Acid cases)

A total of **09** cases were reported compared to **02** cases reported in 2020. These were in the Districts of Sembabule, Kiryandongo, Moyo, Kisoro, Naggalama Division, Kakira Division, Katwe Division, Kabalagala Division and Kira Road Division. By the end of 2021, **04** cases were taken to Court and were still pending in Court while **05** were still under inquiry.

1.3.2.2. Common Assault

A total of **23,167** cases of Common Assault were reported to Police compared to **24,799** cases reported in 2020, showing a decrease of **6.5%**. Cases of assault were mainly associated with drugs and substance abuse, over drinking, violence in homes, land wrangles and gambling among others.

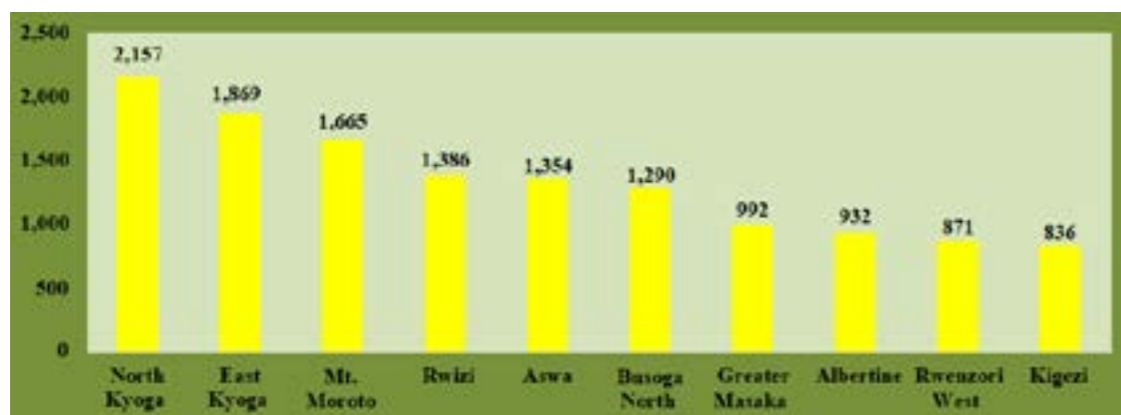
By the end of 2021, **4,567** cases were taken to Court, out of which, **1,483** cases secured convictions, **19** cases were acquitted, **271** cases were dismissed while **2,794** cases were still pending in Court. A total of **9,062** cases were still under inquiry.



a. Regional Performance

North Kyoga registered the highest number of cases of Common assault in 2021, followed by East Kyoga, Mt. Moroto and Rwizi regions as shown in Figure 7.

Figure 7: Regions leading in Common Assaults



Rwenzori East registered the lowest number of cases in common assault with 136 cases, followed by Wamala with 332 cases, Savannah with 336 cases, Kiira with 341 cases, Bukedi South with 386 cases and North West Nile with 407 cases.

b. District/Divisional Performance

Napak District registered the highest number of cases of common assault in 2021, followed by Buyende, Kamuli and Otuke among others as shown in the Table 9.

Table 9: District/Division with highest number of Common Assault

S/No.	District/Divisions	No. of Cases Reported
1.	Napak	776
2.	Buyende	558
3.	Kamuli	469
4.	Otuke	455
5.	Gulu	453
6.	Nakapiripirit	383
7.	Dokolo	370
8.	Kumi	369
9.	Agago	354
10.	Napak	776

1.3.3. Domestic Violence

A total of 17,533 cases of Domestic Violence were reported to Police compared to 17,664 reported in 2020, showing a 0.74% decrease.

Domestic violence was mainly caused by;

- i. Dispute over family property,
- ii. Failure to provide for the family,
- iii. Drug and alcohol abuse, and
- iv. Cases of infidelity.

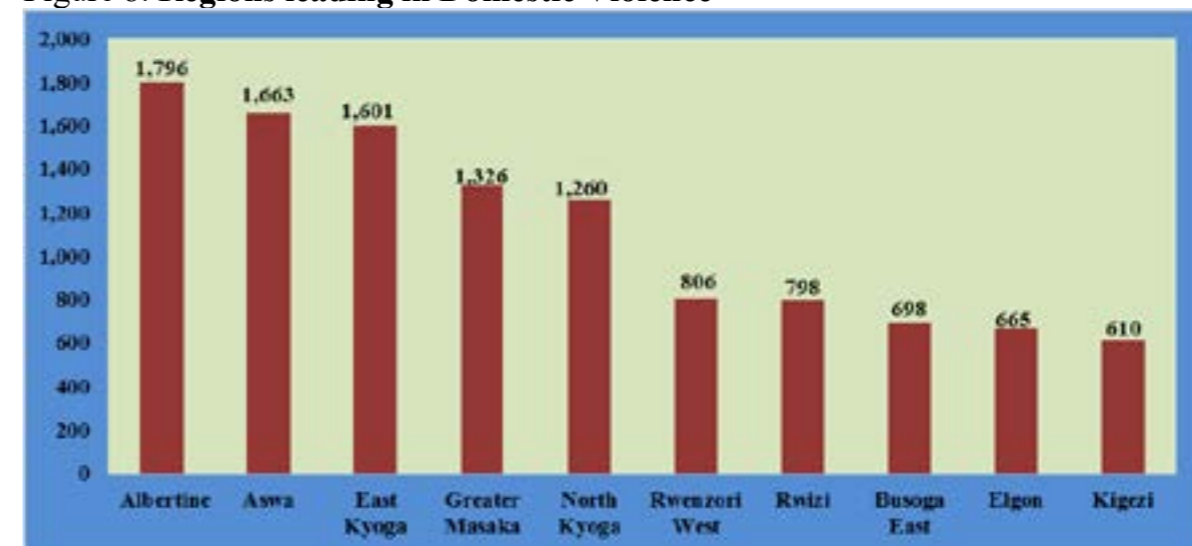
By the end of 2021, 1,640 cases were taken to Court, out of which, 464 cases secured convictions, 14 cases were acquitted, 105 cases were dismissed while 1,027 cases were still pending in Court. 6,177 cases were still under inquiry.

A total of 17,553 people were victims of Domestic Violence, of whom 3,103 were adult males, 12,877 were adult females and 871 were male juveniles while 702 were female juveniles.

a. Regional Performance

Domestic violence was highest in Albertine Region in 2021, followed Aswa, East Kyoga and Greater Masaka as shown in the Figure 8.

Figure 8: Regions leading in Domestic Violence





Regions with the least cases of domestic violence in 2021 were Wamala with **83** cases, followed by KMP East with **117** cases, Kidepo had **178** cases, Busoga North had **188** cases and Rwenzori East registered **228** cases.

b. District/Divisional Performance

Kiryandongo registered the highest number of cases of Domestic violence in 2021, followed by Kyotera District, Omoro and Amolatar among others as shown in Table 10.

Table 10: Districts/Divisions leading in Domestic Violence

S/No.	District/Division	No. of Cases Reported
1.	Kiryandongo	627
2.	Kyotera	501
3.	Omoro	479
4.	Amolatar	459
5.	Kamwenge	442
6.	Hoima	438
7.	Amuru	434
8.	Busia	341
9.	Luwero	340
10.	Agago	324

1.3.4. Sex-related Crimes

In 2021, a total of **16,373** sex-related cases, representing **8.2%** were reported compared to **16,144** cases reported in 2020, indicating an increase of **1.4%**. A total of **16,545** persons were victims of Sex-related crimes, out of whom, **14,482** were female juveniles, **378** were male juveniles, **1,636** were adult females and **49** were adult males.

1.3.4.1. Defilement

In 2021, a total of **14,436** cases of Defilement were reported to Police compared to **14,134** cases reported in 2020, marking an increase of **2.1%**. Of the cases reported in 2021 **3,783** were Aggravated Defilement.

By the end of the year, **6,191** cases were taken to Court, out of which **939** cases secured convictions, **24** cases were acquitted, **174** cases were dismissed and **5,054** cases werestill pending in Court. A total of **5,009** cases were still under investigation.

A total of **6,320** suspects of defilement were arrested and charged to Court, out of whom, **856** were convicted, **18** were acquitted, **201** were discharged while **5,245** were still awaiting trial in the period under review.

a. Victims of Defilement

A total of **14,570** victims were defiled in 2021, of whom, **14,226** were female juveniles and **344** were male juveniles.

Table 11: Victims of Defilement by Age Group

Age Group	0-8 Years	9-14 Years	15-17 Years	Adults	Total
No. of Victims in 2021	1,166	3,351	10,053	--	14,570
No. of Victims in 2020	1,280	2,986	9,954	10	14,230

The category of 15 – 17 years was mainly victims of defilement due to the following;

- Closure of schools for about 20 months during the lockdown to help curb the spread to Covid-19 thus exposing several children to sexual violence,
- Adolescent age where many young girls are taken advantage of, and
- Some of the girls were defiled in the process of doing domestic chores like collecting water and firewood especially when they are sent alone. 281 children were defiled by suspects who were HIV positive, followed by **112** children who were defiled by their guardians and **107** children



defiled by biological parents as shown in Table 12.

Table 12: Category of Victims

Category of Victims	No. of Victims
Defiled by Persons who are HIV positive	281
Defiled by Guardians	112
Defiled by Parents	107
Children with Disability	80
Defiled by Teachers (Pupils)	33
Defiled by Teachers (Students)	27

Categories of Defilement

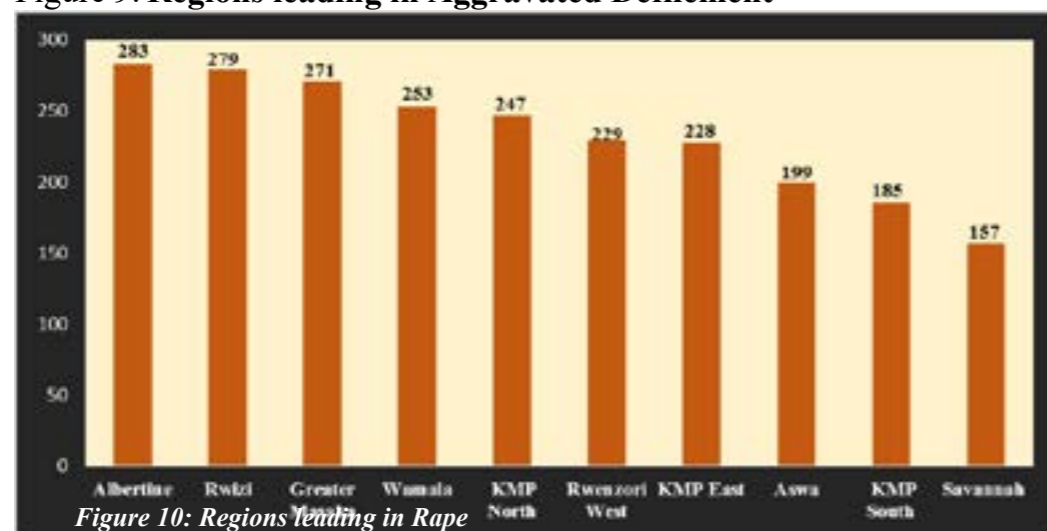
1.3.4.1.1. Aggravated Defilement

By the end of 2021, a total of **3,783** cases of aggravated defilement were reported to Police compared to **3,721** cases reported in 2020, showing a **1.6%** increase.

b. Regional Performance

Albertine registered the highest number of cases of defilement, followed by Rwizi and Greater Masaka as shown in Figure 9.

Figure 9: Regions leading in Aggravated Defilement



The regions that registered the lowest number of aggravated defilement cases in 2021 include Sipi with **29** cases, Bukedi North with **30** cases, Kidepo with

32 cases, Mt. Moroto with **39** cases and Kiira with **41** cases.

c. District/Divisional Performance

Mukono Division registered the highest number of defilement cases in 2021, followed by Luwero District, Mubende and Masaka as shown in the Table 13.

Table 13: Districts/Divisions leading in Aggravated Defilement

S/No.	District/Divisions	No. of Cases Reported
1.	Mukono Division	100
2.	Luwero	76
3.	Mubende	74
4.	Masaka	71
5.	Katwe Division	70
6.	Buikwe	62
7.	Mpigi	62
8.	Mityana	62
9.	Mbarara	61
10.	Nansana Division	59

1.3.4.2. Rape

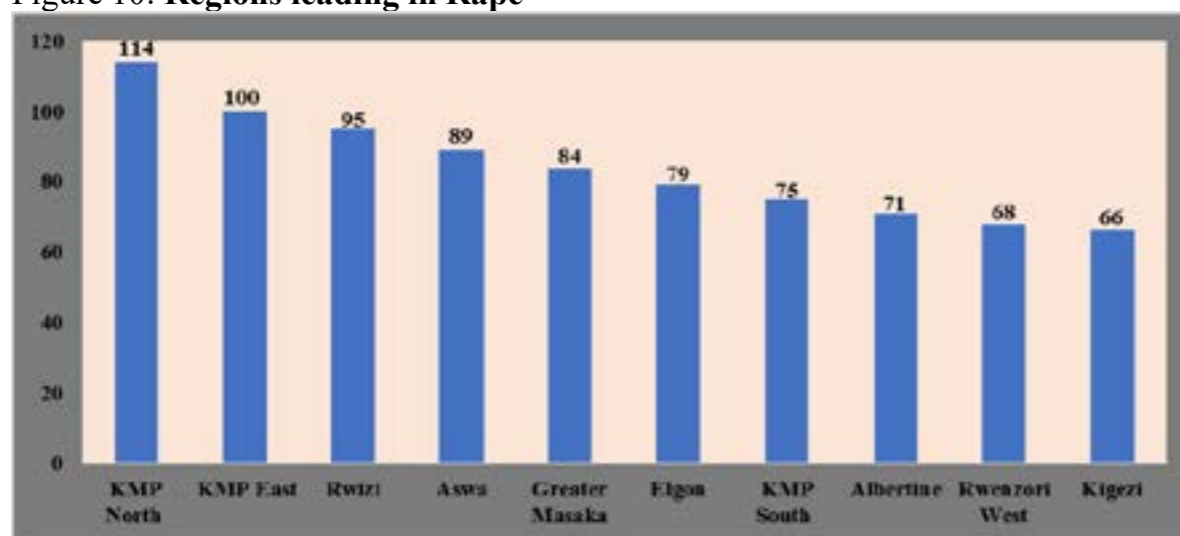
A total of **1,486** cases of rape were registered in 2021 compared to **1,519** cases reported in 2020, showing a decrease of **2.1%**. **667** suspects of rape were charged in Court, of whom, **25** were convicted, **02** were acquitted, **06** discharged while **634** were still awaiting trial.

a. Regional Performance

KMP North registered the highest number of cases of rape, followed by KMP East Rwizi and Aswa as shown in the Figure 10.



Figure 10: Regions leading in Rape



Regions with the least cases of Rape were Bukedi North with **08** cases, followed by Rwenzori East with **10** cases, Kidepo with **14** cases, Kiira with **17** cases, Busoga North with **22** cases and Greater Bushenyi with **28** cases.

b. District/Divisional Performance

Mukono Division registered the highest number of rape cases in 2021, followed by Kawempe Division, Mbarara and Tororo as shown in Table 14.

Table 14: Districts/Divisions leading in Rape

S/No.	District/Divisions	No. of Cases Reported
1.	Mukono Division	41
2.	Kawempe Division	38
3.	Mbarara	33
4.	Tororo	32
5.	Nansana Division	29
6.	Katwe Division	28
7.	Kira Road Division	27
8.	Buikwe	24
9.	Masaka	23
10.	Amuru	23

1.3.4.3. Other Sex-Related Offences

The highest offence registered under this category was indecent assault, followed by unnatural offences and incest, as shown in Table 15.

Table 15: Comparison of other sex-related offences

S/No.	Offences	No. of Cases Reported		Diff
		2021	2020	
1.	Indecent Assault	338	354	-16
2.	Incest	33	58	-25
3.	Unnatural Offences	80	79	01
	TOTAL	451	491	-40

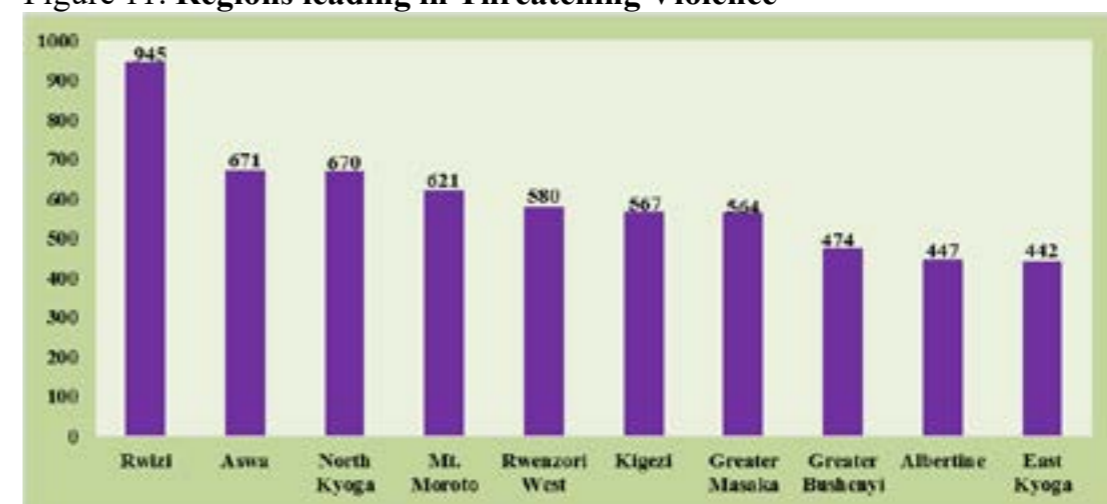
1.3.5. Threatening Violence

By the end of 2021, a total of **10,408** cases of Threatening Violence were reported compared to **10,844** cases in 2020, showing a **04%** decrease.

a. Regional Performance

Rwizi region registered the highest number of threatening violence cases in 2021, followed by Aswa, North Kyoga and Mt. Moroto as shown in Figure 11.

Figure 11: Regions leading in Threatening Violence





Regions that registered lowest cases of threatening violence in 2021 include Kiira with **78** cases, followed by Bukedi South with **125** cases, Kidepo with **131** cases, Rwenzori East with 147 cases and Busoga East with **160** cases.

b. District/Divisional Performance

Nabilatuk District registered the highest number of cases of threatening violence in 2021, followed by Ntungamo, Agago and Rukungiri as shown in Table 16.

Table 16: Districts/Divisions leading in Threatening Violence

S/No.	District/Division	No. of Cases Reported
1.	Nabilatuk	240
2.	Ntungamo	222
3.	Agago	207
4.	Rukungiri	204
5.	Napak	204
6.	Kyenjojo	178
7.	Mpigi	158
8.	Kapchorwa	154
9.	Isingiro	154
10.	Rwampara	148

1.3.6. Breakings

Of all the crimes reported in 2021, breakings contributed **5.1%** with **10,148** cases compared to **10,113** cases reported in 2020, showing a **0.3%** increase. Burglary was the highest recorded under this category, followed by house breaking and shop breaking as shown in Table below.

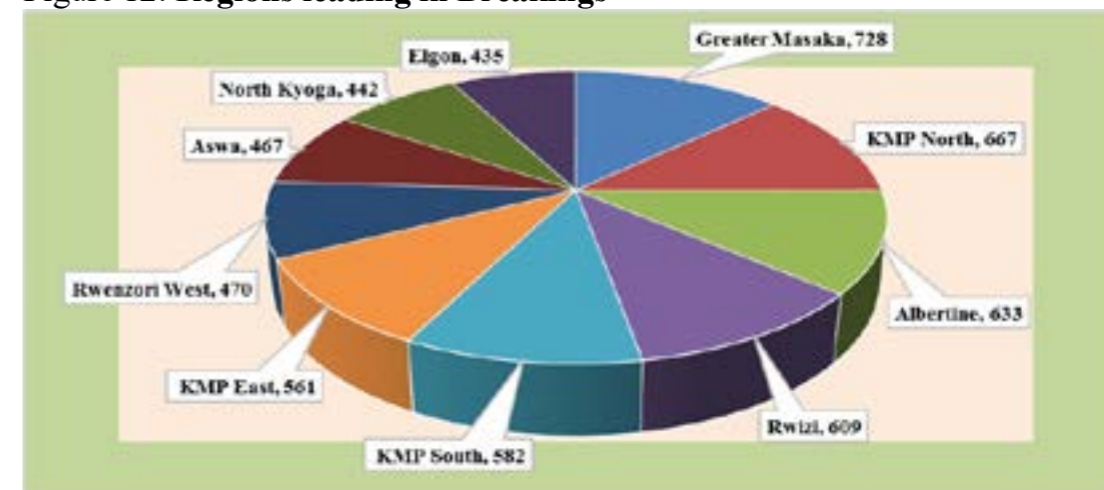
Table 17: Breakings offences reported.

Category	No. of Cases Reported		Diff
	2021	2020	
Burglary	4,822	4,991	-169
House Breaking	2,129	2,041	88
Shop Breaking	1,607	1,431	176
Office Breaking	285	359	-74
Other Breakings	1,305	1,291	14
Total	10,148	10,113	35

a. Regional Performance

Greater Masaka registered the highest number of cases of breakings, followed by KMP North and Albertine as shown in the Figure 12.

Figure 12: Regions leading in Breakings



Regions that registered the lowest number of Breaking offences include Kidepo with 54 cases, Mt. Moroto with **114** cases, Sipi with **130** cases, Kiira with **152** cases while Savannah registered **181** cases.

b. District/Divisional Performance

Kamuli registered the highest number of cases of breakings in 2021, followed by Mukono Division, Mbale and Gulu as shown in Table 18.

Table 18: Districts/Divisions leading in Breakings

S/No.	District/Division	No. of Cases Reported
1.	Kamuli	193
2.	Mukono Division	177
3.	Mbale	169
4.	Gulu	163
5.	Mbarara	161
6.	Katwe Division	157
7.	Kiryandongo	152
8.	Mpigi	146
9.	Kagadi	144
10.	Kawempe Division	140



Districts/Divisions that registered least number of breakings in 2021 were Madi-Okolow with **01** case, Kwania and Karenga with **04** cases each, Maracha with **05** cases, Kaabong with **08** cases and Nabilatuk with **09** cases.

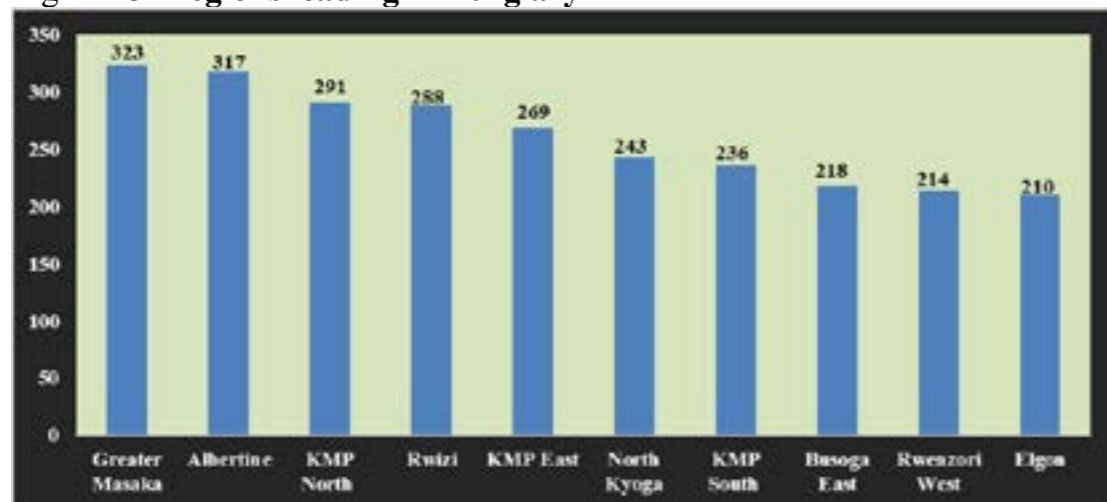
1.3.6.1. Burglaries

A total of **4,882** cases of burglaries were reported to Police in 2021 compared to **4,991** cases in 2020, marking a decrease of **2.1%**.

a. Regional Performance

Greater Masaka registered the highest number of cases of burglaries in 2021, followed by Albertine, KMP North and Rwizi as shown in Figure 13.

Figure 13: Regions leading in Burglary



Regions with least cases of burglary in 2021 were Mt. Moroto with **31** cases, followed by Kidepo with **32** cases, Sipi with **71** cases, Kigezi with **78** cases, North West Nile with **84** cases while Kiira and Rwenzori East registered **91** cases each.

b. District/Divisional Performance

Kamuli District registered the highest number of burglaries, followed by Mbale, Kiryandongo and Mukono Division as shown in Table 19.

Table 19: Districts/Divisions leading in Burglary

S/No.	District/Division	No. of Cases Reported
1.	Kamuli	113
2.	Mbale	96
3.	Kiryandongo	93
4.	Mukono Division	85
5.	Gulu	80
6.	Mbarara	80
7.	Lira	77
8.	Iganga	74
9.	Arua	72
10.	Mpigi	69

1.3.7. Economic Crimes (Private Sector Fraud)

In the period under review, **5.59%** of all the crimes reported were a result of Economic crimes (**10,966** cases), compared to **10,057** cases reported in 2020, showing a **09%** increase. Obtaining money by False Pretence was the highest crime reported under this category in 2020, followed by forgeries and counterfeiting as shown in the Table 20.

Table 20: Breakdown of Some of the Categories of Economic Crimes

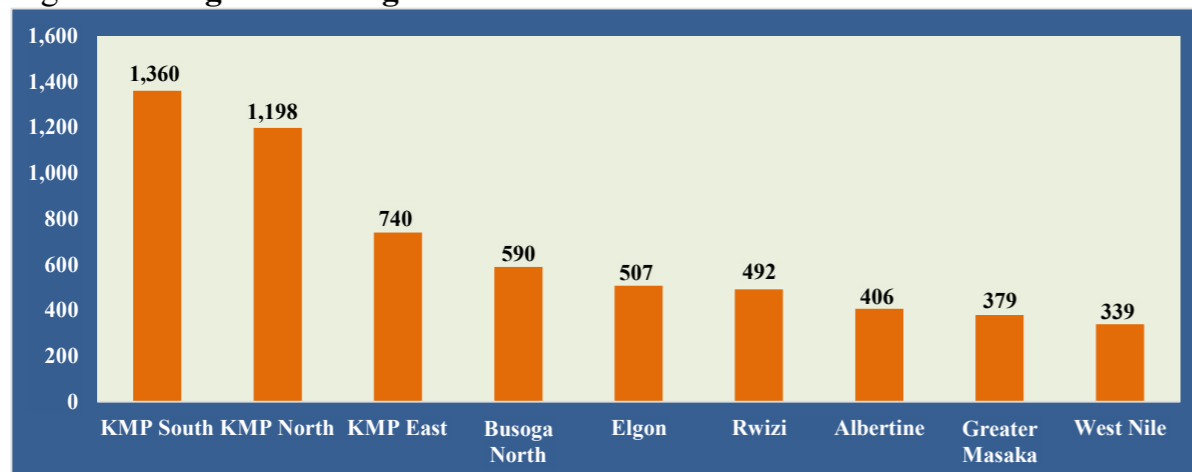
Categories	No. of Cases Reported		Diff
	2021	2020	
Obtaining money By False Pretence	8,634	8,096	538
Forgeries & Uttering of Documents	747	629	118
Counterfeiting	271	238	33
Cyber (Computer) crimes	258	253	05
Issuing False Cheques	186	190	-04
Embezzlement	169	143	26
Bank and Other Corporate Frauds	102	63	39
Abuse of Office	66	77	-11
Causing Financial Loss	50	32	18



a. Regional Performance

KMP South region registered the highest number of cases of economic crimes in 2021, followed by KMP North and KMP East as shown in the Figure 14.

Figure 14: Regions leading in Economic Crimes



Regions that registered the least cases of economic crimes were Kidepo with 80 cases, followed by North West Nile with 81 cases, Rwenzori East with 142 cases, Aswa with 162 cases, Greater Bushenyi with 166 cases. Bukedi South with 182 cases and Mt. Moroto with 185 cases.

b. District/Divisional Performance

CPS Kampala Division registered the highest number of economic crimes in 2021, followed by Kamuli, Old Kampala Division, Kapchorwa and Mbale as shown in Table 21.

Table 21: Districts/Divisions leading in Economic Crimes

S/No.	Districts/Divisions	No. of cases Reported
1.	CPS Kampala Division	582
2.	Kamuli	281
3.	Old Kampala Division	281
4.	Mbale	248
5.	Kawempe Division	238
6.	Luwero	222
7.	Jinja Road Division	219
8.	Buyende	216
9.	Katwe Division	216
10.	Mukono Division	179

1.3.7.1. Obtaining Money by False Pretence

This was the highest category reported under Economic Crimes with 8,634 cases in 2021 compared to 8,096 cases in 2020, showing a 6.6% increase. This was mainly motivated by desires to make quick money thereby making unsuspecting members of the public victims.

1.3.8. Child-related Offences

4.2% of the cases reported in 2021 were a result of Child Related Offences with 8,681 cases where children/juveniles were direct targets/victims of crime, compared to 9,225 cases reported in 2020, thus giving 5.8% decrease.

Table 22: Child-related Offences

Categories of Child-related Crimes	No. of cases Reported		Diff
	2021	2020	
Child Neglect	4,961	4,785	176
Child Desertion	1,728	1,970	-242
Child Abuse/Torture	1,073	1,287	-214
Child Trafficking	317	98	219
Child Abduction/Kidnap	291	382	-91
Child Stealing	213	222	-09
Abortion	56	396	-340
Infanticide	42	85	-43
TOTAL	8,681	9,225	-544



Action taken to address Child-related Offences

By the end of the year, 1,392 cases were submitted to DPP/RSA for legal guidance, 721 cases were taken to Court, 128 cases secured convictions, 10 cases were acquitted, 25 cases were dismissed while 558 cases were still pending in Court and 2954 cases were still under inquiry.

1.3.8.1. Child Neglect

A total of **4,961** cases of Child Neglect were reported in 2021 compared to **4,785** cases in 2020, showing a **3.6%** increase.

District/Divisional Performance

Amolatar District registered the highest number of Child neglect cases in 2021, followed by Kyotera, Kiryandongo and Old Kampala Division as shown in Table 23.

Table 23: Districts/Divisions leading in Child Neglect

S/No.	District/Division	No. of Cases Reported
1.	Amolatar	252
2.	Kyotera	196
3.	Kiryandongo	190
4.	Old Kampala Division	171
5.	Hoima	128
6.	Dokolo	102
7.	Amuru	99
8.	Kasese	97
9.	Omoror	97
10.	Jinja	93

1.3.8.2. Child Desertion

A total of **1,728** cases of Child Desertion were reported in 2021 compared to **1,970** cases in 2020, marking a **12.2%** decrease.

Table 24: Districts/Divisions leading in Child Desertion

S/No.	District/Division	No. of Cases Reported
1.	Old Kampala Division	100
2.	Busia	92
3.	Omoror	90
4.	Kasese	71
5.	Kiryandongo	68
6.	Amuru	68
7.	Hoima	51
8.	Otuke	38
9.	Amolatar	37
10.	Luwero	37

1.3.8.3. Child Abuse and Torture

1,073 cases of Child Abuse and Torture were reported in 2021 compared to **1,287** cases in 2020, showing a **16.6%** decrease.

District/Divisional Performance

Child abuse and torture was highest in Hoima District, followed by Buliisa, Kasese and Luwero among others as shown in Table 25.

Table 25: Districts/Divisions leading in Child Abuse and Torture

S/No.	District/Division	No. of Cases Reported
1.	Hoima	114
2.	Buliisa	66
3.	Kasese	43
4.	Luwero	35
5.	Kiryandongo	33
6.	Mpigi	29
7.	Mitooma	24
8.	Bukwo	21
9.	Soroti	20
10.	Nakasongola	20



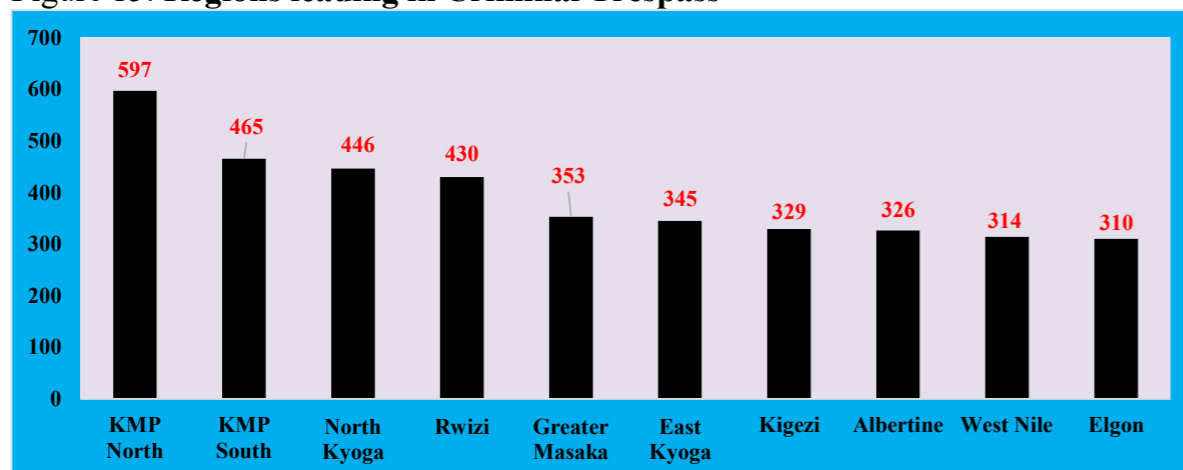
1.3.9. Criminal Trespass

These crimes are mainly experienced in land-related cases, residences and offices. **3.8%** of all the crimes reported in 2021 were a result of criminal trespass (**7,636** cases) compared to **7,505** cases reported in 2020, showing a **1.7%** increase.

a. Regional Performance

Criminal trespass was reported highest in KMP North in 2021, followed by KMP South, North Kyoga and Rwizi as shown in Figure 15.

Figure 15: Regions leading in Criminal Trespass



Regions that registered the least number of cases of criminal trespass were Rwenzori East with **69** cases, followed by Kidepo with **81** cases, Kiira with **90** cases and North West Nile with **119** cases among other regions.

b. District/Divisional Performance

Luwero had the highest number of criminal trespass cases in 2021, followed by Kasangati Division, Mpigi and Wakiso Division as shown in Table 26.

Table 26: Districts/Divisions leading in Criminal Trespass

S/No.	District/Division	No. of Cases Reported
1.	Luwero	192
2.	Kasangati Division	163
3.	Mpigi	155
4.	Wakiso Division	153
5.	Mbale	128
6.	Entebbe Division	122
7.	Kamuli	106
8.	Ntungamo	105
9.	Kajjansi Division	101
10.	Nsangi Division	100

1.3.10. Malicious Damage to Property

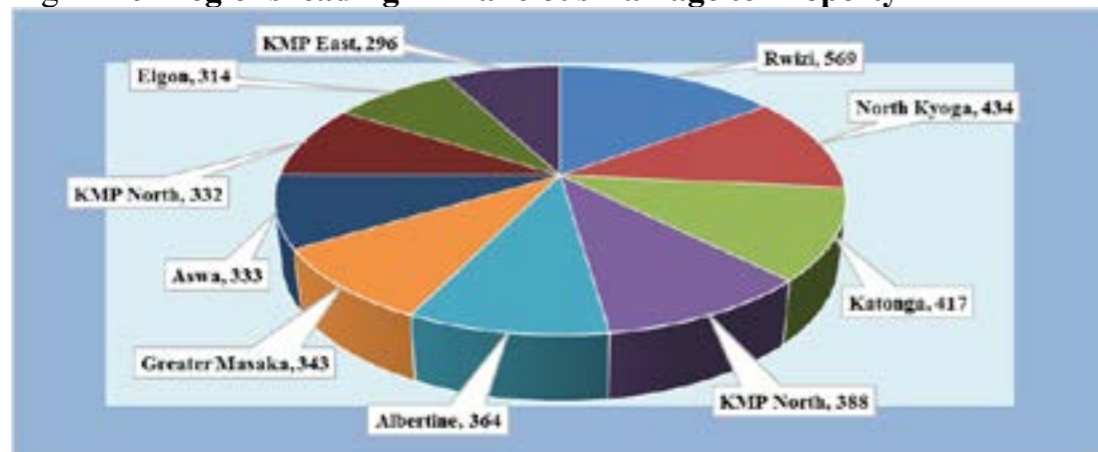
In 2021, a total of **6,980** cases were reported compared to **7,370** cases reported in 2020, indicating a **5.2%** decrease. These cases were mainly associated with land wrangles, breakings, burglaries, attempted robberies and cases of assaults.

a. Regional Performance

Malicious damage was mainly committed in Rwizi region, followed by North Kyoga Katonga, and KMP North, among others as shown in Figure 16.



Figure 16: Regions leading in Malicious Damage to Property



Regions that registered the least number of cases of malicious damage to property were Rwenzori East with **56** cases, followed by Kiira with **68** cases, Kidepo with **75** cases, North West Nile with **123** cases and Bukedi North with **133** cases.

b. District/Divisional Performance

Mpigi District registered the highest number of malicious damage to property in 2021, followed by Luwero, Ntungamo and Kamuli as shown in Table 27.

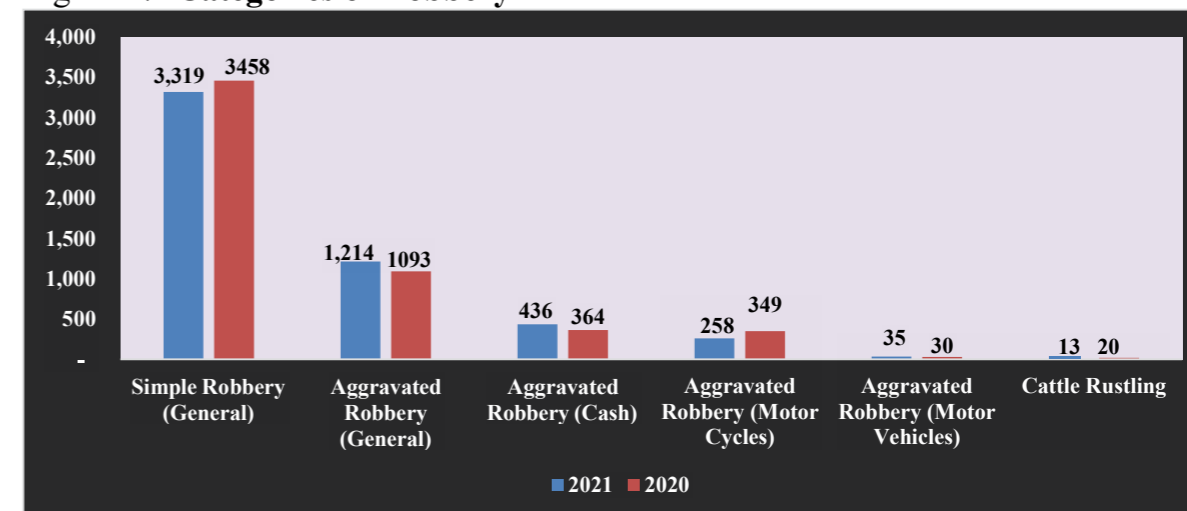
Table 27: Districts/Divisions leading in Malicious Damage to Property

S/No.	District/Division	No. of Cases Reported
1.	Mpigi	208
2.	Luwero	146
3.	Ntungamo	132
4.	Kamuli	125
5.	Butambala	122
6.	Rwampara	115
7.	Kapchorwa	100
8.	Naggalama Division	96
9.	Mbale	94
10.	Isingiro	93

1.3.11. Robbery

In the period under review, **5,275** cases of Robbery were reported compared to **5,302** cases reported in 2020, showing a **0.5%** decrease. Cases of Robbery were **3,319**, while cases of Aggravated Robbery were **1,956**.

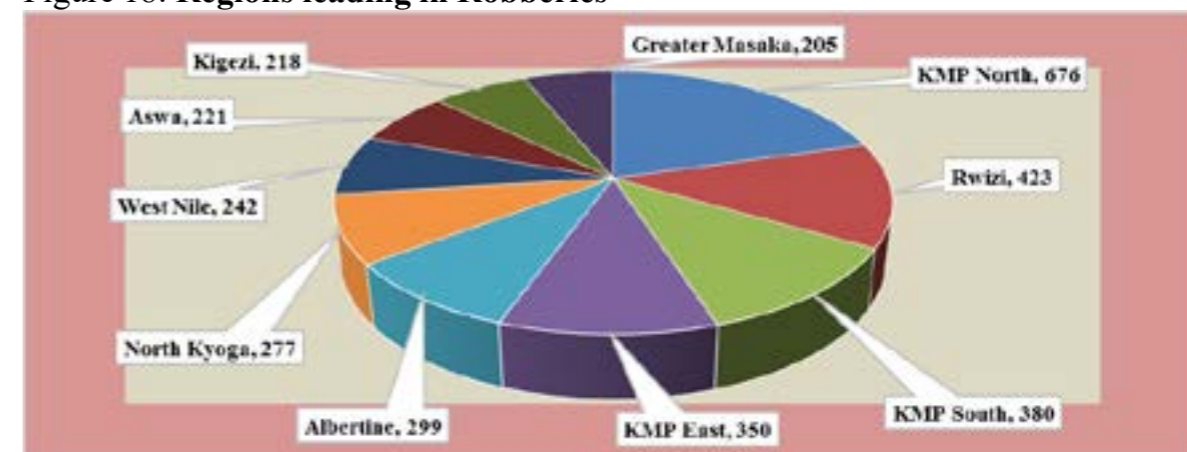
Figure 17: Categories of Robbery



a. Regional Performance

Cases of robbery were highest in KMP North, followed by Rwizi, KMP South and KMP East as shown in Figure 19.

Figure 18: Regions leading in Robberies



Regions that registered the least number of cases of robbery were Bukedi North with **39** cases, followed by Rwenzori East with **40** cases, Sipi with **53** cases, Kidepo with **54** cases, North West Nile with **67** cases and Bukedi South registered **83** cases.



b. District/Divisional Performance

Kawempe Division had the highest number of robbery cases in 2021, followed by Mbarara, Old Kampala Division and Kamuli as shown in the Table below.

Table 28 A: Districts/Divisions leading in Robbery

S/No.	Divisions/Districts	No. of Cases Reported
1.	Kawempe Division	201
2.	Mbarara	142
3.	Old Kampala Division	141
4.	Kamuli	134
5.	Arua	110
6.	Mbale	107
7.	Kira Division	97
8.	Nansana Division	94
9.	Kira Road Division	93
10.	Kasangati Division	91

1.3.11.1. Aggravated Robbery (General)

A total of **1,956** cases of Aggravated Robbery (where lethal weapons were used e.g, firearms, knives, hammers and machetes etc.) were reported in 2021 compared to **1,844** cases reported in 2020, showing a **06%** increase.

Table 28 B: Category of Aggravated Robbery

S/No.	Cases involving Weapons	No. of Cases Reported	
		2021	2020
1.	Cases where firearms were used	254	203
2.	Cases where other weapons were used	1,702	1,641
	Total	1,956	1,844

1.3.11.2. Aggravated Robbery of Cash

A total of **436** cases of robbery of cash were registered in 2021 compared to **364** cases reported in 2020, marking a **19.7%** increase.

Table 29: Comparison of cases of Aggravated Robbery of Cash

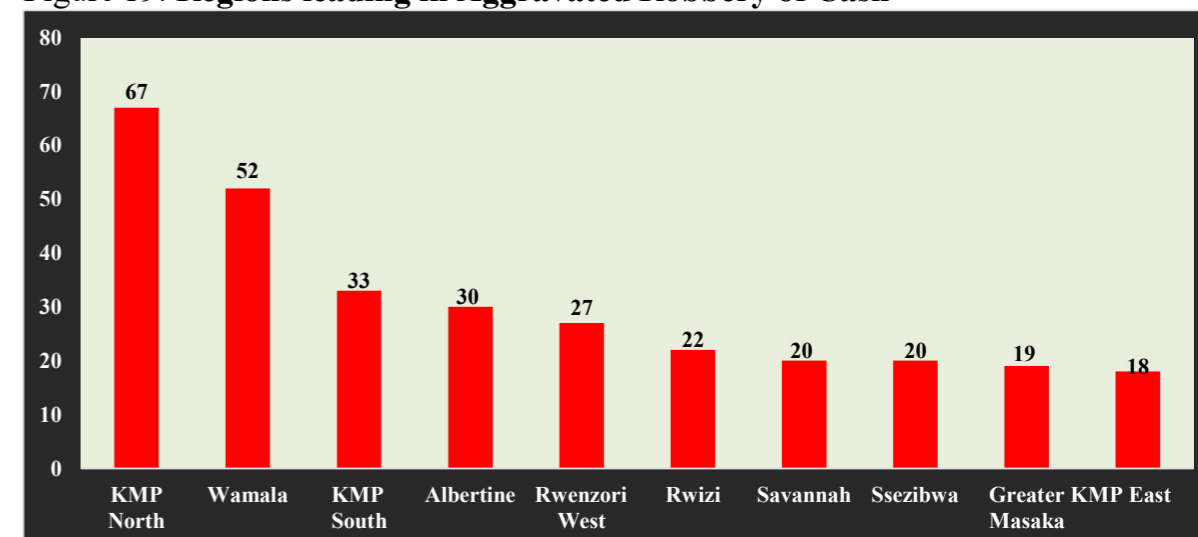
Year	No. of Cases	Amount Lost (Ugx.)	Amount Recovered (Ugx)
2021	436	6,436,458,000	450,107,000
2020	364	2,570,934,460	272,526,300

By the end of 2021, a total of **129** cases were taken to Court, out of which, **03** cases secured conviction and **126** cases were still pending in Court while **229** cases were still under investigations.

a. Regional Performance

KMP North registered the highest number of aggravated robbery of cash in 2021, followed by Wamala and KMP South as shown in the Figure 19.

Figure 19: Regions leading in Aggravated Robbery of Cash



b. District/Divisional Performance

Kawempe Division had the highest number of aggravated robbery of cash in 2021, followed by Mityana District, Luwero, Kamuli and Kasangati Division as shown in Table 30.

Table 30: Districts/Divisions leading in Aggravated Robbery of Cash

S/No.	Divisions/Districts	No. of Cases Reported
1.	Kawempe Division	27
2.	Mityana	24
3.	Luwero	18
4.	Kamuli	15
5.	Kasangati Division	15
6.	Nsangi Division	15
7.	Nansana Division	14
8.	Mbarara	13
9.	Kyenjojo	13
10.	Kagadi	12



1.3.11.3. Aggravated Robbery of Motor Vehicles

A total of **35** cases of aggravated robbery of Motor Vehicles were registered during the period under review compared to **30** cases reported in 2020 showing an increase of **16.6%**. **35** motor vehicles were reported robbed in 2021, out of these, **10** were recovered while **25** were not recovered.

District/Divisional Performance

Most of the vehicles were robbed from Wakiso Division, followed by Mityana, Kawempe Division and Kasangati Division as shown in the Table 31.

Table 31: Districts/Divisions leading in Aggravated Robbery of Motor Vehicles

S/No.	Districts/Divisions	No. of Cases Reported
1.	Wakiso Division	06
2.	Mityana	04
3.	Kawempe Division	02
4.	Kasangati Division	02
5.	Entebbe Division	02
6.	Mukono Division	02
7.	Isingiro	02
8.	Kakiri Division	02

1.3.11.4. Aggravated Robbery of Motorcycles

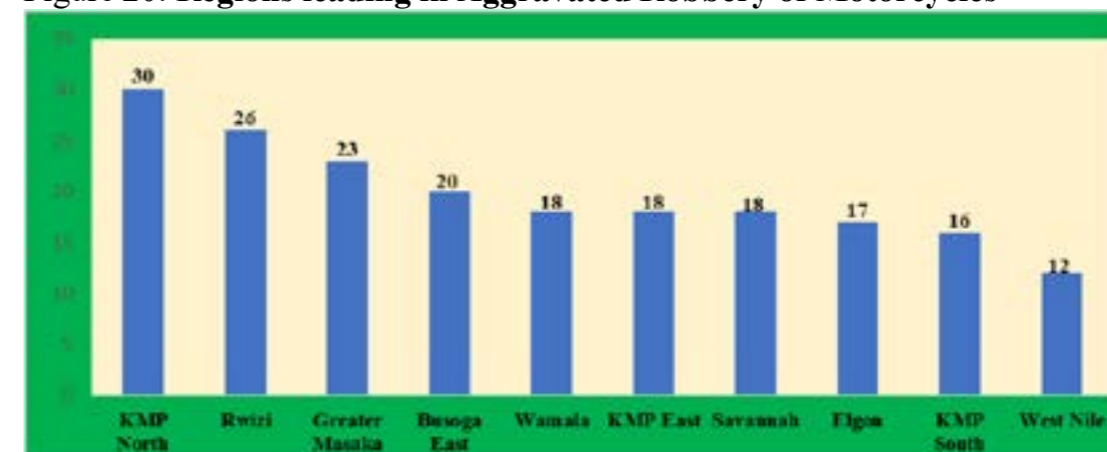
During the period under review, a total of **258** cases of aggravated robbery of motorcycles were reported to Police compared to **349** cases reported in 2020 marking a 25.7% decrease.

A total of **55** cases were taken to Court, out of which, **03** cases secured convictions, **01** case was dismissed and **51** cases were still pending in Court by the end of 2021 while **165** cases were still under investigations. Of the **258** motorcycles were reported robbed in 2021, **41** were recovered while **217** were not recovered.

a. Regional Performance

Most of the motorcycles were robbed from KMP North in 2021, followed by Rwizi region, Greater Masaka and Busoga East as shown in Figure 21.

Figure 20: Regions leading in Aggravated Robbery of Motorcycles



Regions of Kidepo and Sipi did not register any case of aggravated robbery of motorcycles in 2021 while Katonga and Rwenzori East registered **01** case each.

b. District/Divisional Performance

In 2021, most of the motorcycles were robbed from Mbarara District, followed by Mbale, Luwero, Old Kampala Division and Iganga as shown in Table 32.

Table 32: Districts/Divisions leading in Robbery of Motorcycles

S/No.	Districts/Divisions	No. of Cases Reported
1.	Mbarara	21
2.	Mbale	15
3.	Luwero	11
4.	Old Kampala Division	09
5.	Iganga	08
6.	Mityana	07
7.	Masaka	07
8.	Kira Division	07
9.	Wakiso Division	06
10.	Kawempe Division	06



1.3.11.5. Cattle Rustling

A total of **13** cases of cattle rustling were registered compared to **20** cases registered in 2020. The rustling took place in the Districts of Kaabong with **09** cases, Amudat with **03** cases and Kitgum with **01** case.

1.3.12. Homicide

A total of **3,912** cases of homicide were reported to Police by the end of 2021 compared to **4,460** cases in 2020. The motive behind such killings include land wrangles, people taking the law into their hands, family misunderstandings, crime of passion and business rivalry among others.

Table 33: Homicide Cases Reported

S/No.	Crime Category	No. of Cases Reported		Diff
		2021	2020	
1.	Murder through Assault	1,095	1,358	-263
2.	Murder by Mob Action	759	540	219
3.	Murder by Blunt Object	393	634	-241
4.	Murder as a Result of Aggravated Domestic Violence	376	418	-42
5.	Murder by Strangulation	373	436	-63
6.	Murder by Shooting	303	249	54
7.	Murder by Stabbing	215	342	-127
8.	Murder by Hacking	206	346	-140
9.	Murder by Poisoning	89	55	34
10.	Murder by Arson	57	37	20
11.	Ritual Murders	46	45	01
	TOTAL	3,912	4,460	-548

There was an increase in the categories of murder by mob action (**40.5%** increase), murder by shooting (**21.6%** increase), murder by poisoning (**61.8%** increase), murder by arson (**54%** increase) and Ritual murder (**2.2%** increase)

a. Regional Performance

Rwizi Region registered the highest number of homicide cases in 2021, followed by Albertine, Rwenzori West and Greater Masaka as shown in Figure 21.

Figure 21: Regions with the highest number of Homicide Cases



Regions that registered the lowest number of homicide cases in 2021 were Kiira with **34** cases, Rwenzori East with **40** cases, Sipi with **41** cases, Bukedi North with **56** cases and Katonga with **63** cases.

b. District/Divisional Performance

Mbarara District had the highest number of homicide cases in 2021, followed by, Ntungamo and Luwero as shown in Table 34.

Table 34: District/Division with highest number of homicide cases

S/No.	Districts/Divisions	No. of Cases Reported
1.	Mbarara	94
2.	Ntungamo	77
3.	Luwero	77
4.	Masaka	60
5.	Mubende	60
6.	Kyenjojo	60
7.	Moyo	54
8.	Napak	53
9.	Kotido	53
10.	Hoima	50



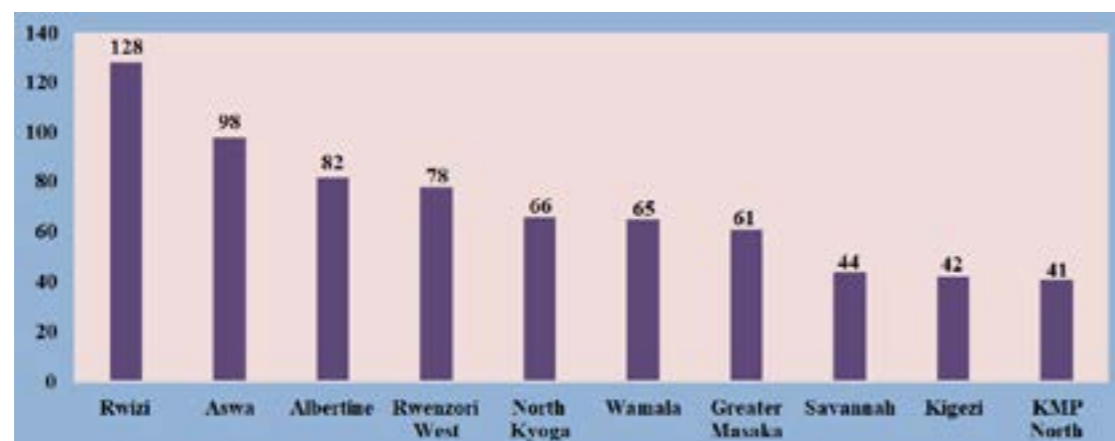
1.3.12.1. Murder by Assault

A total of **1,095** cases of murders as a result of assaults were reported in 2021 compared to **1,358** cases reported in 2020, giving a **19.3%** decrease. A total of **1,096** persons were assaulted to death, of whom, **903** were adult males, **128** were adult females, **41** were male juveniles and **24** were female juveniles.

a. Regional Performance

Rwizi registered the highest number of cases of murder by assault in 2021, followed by Aswa, Albertine and Rwenzori West among others as shown in Figure 22.

Figure 22: Regions leading in Murder by Assault



b. District/Divisional Performance

Ntungamo District registered the highest number of cases of murder by assault in 2021, followed by Mubende, Luwero and Rukungiri as shown in Table 35.

Table 35: Districts/Divisions with highest number of cases of Murder by Assault

S/No.	District/Division	No. of Cases Reported
1.	Ntungamo	42
2.	Mubende	34
3.	Luwero	27
4.	Rukungiri	25
5.	Tororo	25
6.	Kyegegwa	23
7.	Hoima	23
8.	Mbarara	20
9.	Gulu	19
10.	Isingiro	19

1.3.12.2. Murder as a result of Mob Action

By the end of 2021, a total of **759** cases of murder by mob action were reported compared to **540** cases reported in 2020, indicating an increase of **40.5%**.

Table 36: Causes of Mob Action

Causes of Lynching	No. of Cases	No. of Persons Killed	
		Male	Female
Theft	567	557	01
Robbery	15	13	01
Murder	42	41	05
Witchcraft	9	6	06
Burglary	38	36	02
Any Other	88	89	04
Total	759	742	19

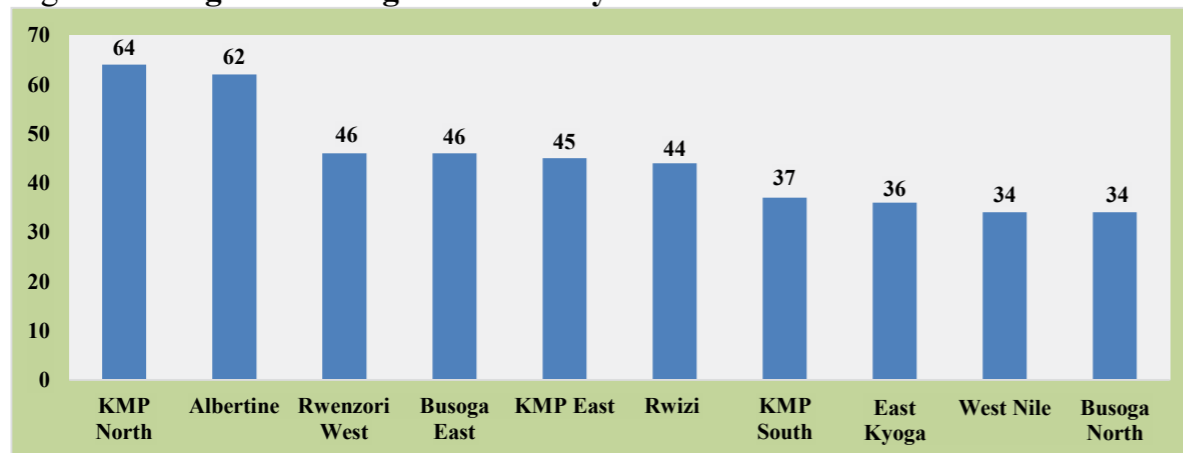
A total of **762** persons were lynched, out of whom, **738** were adult males, **19** adult females and **04** male juveniles.



a. Regional Performance

KMP North region had the highest number of cases of murder by mob action in 2021, followed by Albertine, Rwenzori West, Busoga East and KMP East as shown in Figure 23.

Figure 23: Regions leading in Murder by Mob Action



Regions that registered the least number of cases of murder by mob action were Sipi with **04** cases, North West Nile with **06** cases. Kidepo, Rwenzori East and Greater Bushenyi registered **08** cases each while Mt. Moroto registered **09** cases.

b. District/Divisional Performance

Luwero District registered the highest number of murders by mob by the end of 2021, followed by Mbarara, Kyenjojo and Naggalama Division as shown in Table 37.

Table 37: Districts/Divisions leading in Murder by Mob Action

S/No.	Districts/Divisions	No. of Cases Reported
1.	Luwero	21
2.	Mbarara	18
3.	Kyenjojo	18
4.	Naggalama Division	18
5.	Kamuli	16
6.	Kawempe Division	15
7.	Kiryandongo	14
8.	Mayuge	14
9.	Katwe Division	14
10.	Mukono Division	14

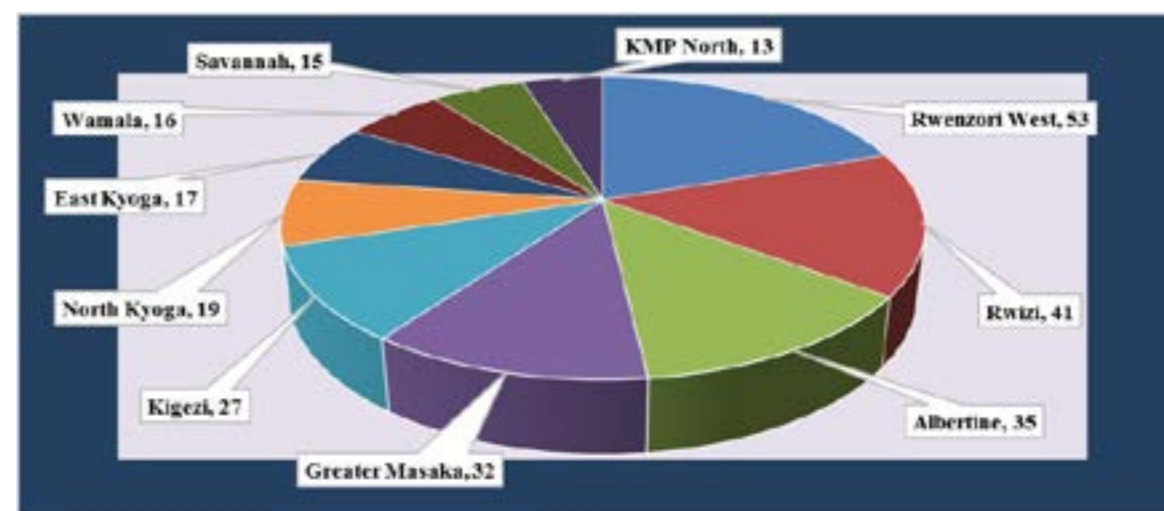
1.3.12.3. Murder by Strangulation

A total of **373** cases of murders as a result of strangulation were reported in 2021 compared to **436** cases reported in 2020, showing a **14.4%** decrease. **391** persons were strangled to death in 2021, of whom, **247** were adult males, **87** were adult females, **27** were male juveniles and **30** were female juveniles.

a. Regional Performance

Rwenzori West registered the highest number of cases of murder by strangulation, followed by Rwizi, Albertine and Greater Masaka as shown in Figure 24.

Figure 24: Regions leading in Murder by Strangulation



b. District/Divisional Performance

Mbarara District registered the highest number of cases of murder by strangulation in 2021, followed by Kitagwenda, Lwengo, and Kamwenge among others as shown in Table 38.



Table 38: Districts/Divisions with highest number of cases of Murder by Assault

S/No.	District/Division	No. of Cases Reported
1.	Mbarara	19
2.	Kitagwenda	14
3.	Lwengo	13
4.	Kamwenge	11
5.	Kyegegwa	11
6.	Kikuube	11
7.	Kagadi	08
8.	Rubanda	08
9.	Kisoro	08
10.	Luwero	07

1.3.12.4. Murder by shooting

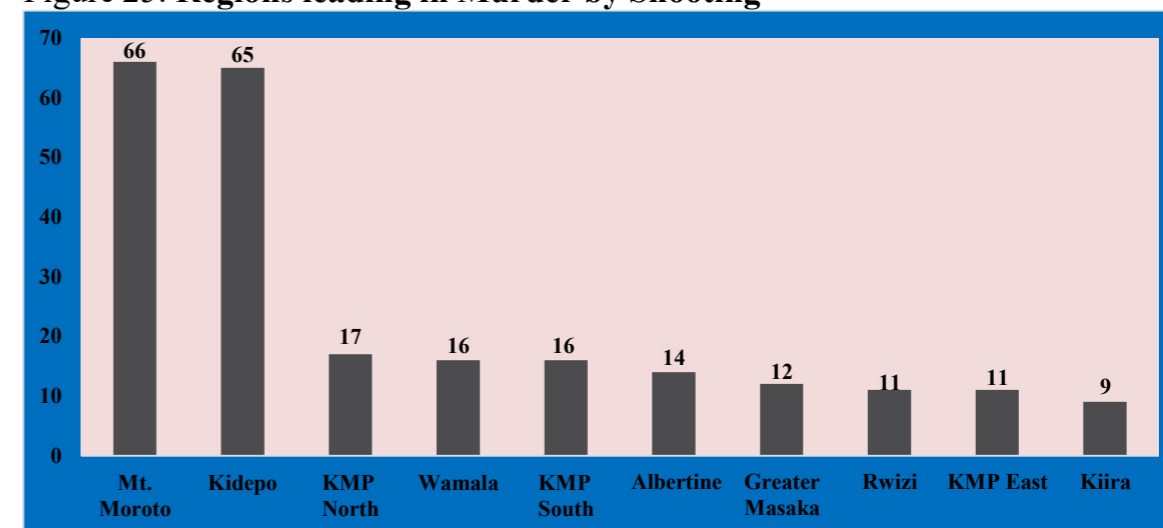
A total of **303** cases were reported during the time under review compared to **249** cases reported in 2020, showing a **21.6%** increase. A total of **321** people were shot dead, of whom **294** were adult males, **10** male juveniles, **16** were adult females and **01** was female juvenile.

By the end of 2021, **58** cases of shooting were taken to Court, **04** cases secured convictions, while **54** cases were still pending in Court. A total of **199** cases were still under investigations.

a. Regional Performance

Mt. Moroto region had the highest number of cases of murder by shooting in 2021, followed by Kidepo, KMP North, and Wamala as shown in Figure 26.

Figure 25: Regions leading in Murder by Shooting



Busoga North did not register any case of murder by shooting in 2021 while regions of Kigezi, West Nile, Greater Bushenyi, Busoga East, Rwenzori East, North West Nile, Ssezibwa and Katonga registered **02** cases each.

b. District/Divisional Performance

Murder by shooting were registered highest in Kotido District, followed by Napak, Kaabong and Nabilatuk as shown in Table 39.

Table 39: Districts/Divisions with highest number of cases of murder by shooting

S/No.	Districts/Divisions	No. of Cases Reported
1.	Kotido	32
2.	Napak	28
3.	Kaabong	22
4.	Nabilatuk	19
5.	Moroto	15
6.	Kassanda	10
7.	Old Kampala Division	09
8.	Karenga	06
9.	Mbarara	05
10.	Kiryandongo	05



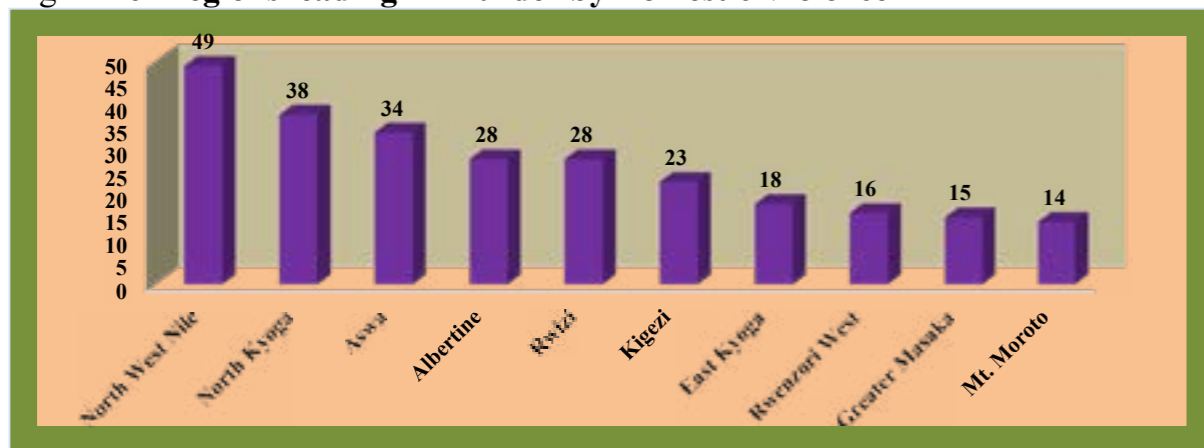
1.3.12.5. Murder as a result of Domestic Violence

Incidences of murder as a result of Domestic Violence reported to the Police in 2021 were **376** cases compared to **418** cases reported in 2020, showing a **10%** decrease. A total of **376** people were killed as a result of aggravated domestic violence, of whom, **161** were adult males, **167** were adult females, **27** were male juveniles and **21** were female juveniles.

a. Regional Performance

North West Nile region had the highest number of cases of murder as a result of domestic violence in 2021, followed by North Kyoga, Aswa and Albertine as shown in the Figure 26 below.

Figure 26: Regions leading in Murder by Domestic Violence



b. District/Divisional Performance

Murder as a result of domestic violence were registered highest in Moyo District, followed by Kakumiro, Lira, Ntungamo and Oyam as shown in Table 40.

Table 40: Districts/Divisions leading in Murder by Domestic Violence

S/No.	Districts/Divisions	No. of Cases Reported
1.	Moyo	45
2.	Kakumiro	15
3.	Lira	13
4.	Ntungamo	13
5.	Oyam	12
6.	Kitgum	12
7.	Budaka	10
8.	Buhweju	08
9.	Isingiro	07
10.	Rukungiri	07

1.3.13. Narcotics

By the end of the year, a total of **1,668** Narcotic related cases were reported compared to **1,714** cases reported in 2020, showing a decrease of **2.6%**. A total of **1,774** suspects were arrested and charged to Court, out of whom, **657** were convicted, **133** discharged while **98** were still awaiting trial by the end of the year.

1.3.13.1. Narcotics Seizures at Entebbe International Airport

A total of **23,887.83gs** of assorted narcotics were seized at Entebbe International Airport in 2021 compared to **41.94gs** seized in 2020 and **132.012gs** seized in 2019.



Table 41: Drug Seizures at Entebbe International Airport

Drug Type	Quantity (gs)		
	2021	2020	2019
Heroin	21,074.01	29.44	123.07
Cocaine	1734.34	--	2.90
Methamphetamine	660.70	0.99	--
Mixture of Methamphetamine/Heroin	355.70	--	--
Cannabis	63.08	0.11	1.05
Mixture of Methamphetamine/Morphine	--	0.19	--
Suspected Cannabis	--	08	0.002
Suspected Heroin	--	3.21	--
Mixture of Heroin/Cocaine	--	--	4.40
Morphine	--	--	0.59
TOTAL	23,887.83	41.94	132.012

Concealment of Drugs by Traffickers



Concealments in crafts.



Concealments in clothes (curtains).



Concealments in lotions and jelliv.



Concealment in cloth buttons



Concealment in condoms.



1.3.14. Arson

By the end of 2021, a total of **1,803** cases of arson were reported to Police compared to **1,614** cases reported in 2020, indicating an **11.7%** increase.

District/Divisional Performance

Oyam District registered the highest number of arson cases in 2021, followed by Gulu, Omoro, and Lamwo among others as shown in Table 42.

Table 42: Districts with highest number of Arson cases

S/No.	Districts/Divisions	No. of Cases Reported
1.	Oyam	55
2.	Gulu	52
3.	Omoro	46
4.	Lamwo	43
5.	Kitgum	41
6.	Kiryandongo	41
7.	Kole	37
8.	Amuru	35
9.	Agago	35
10.	Yumbe	34

1.3.15. Electoral/Political and Media Offences

A total of **797** cases of Political/Electoral and Media Offences were reported to Police by the end of 2021 compared to **1,033** cases reported in 2020. This decrease is attributed to the Covid-19 restrictions on public meetings in 2021.

Table 43: Breakdown of Electoral/Political Offences

S/No.	Offences	No. of Cases Reported	
		2021	2020
1.	Election Offences	556	339
2.	Incitement to Violence	225	681
3.	Treason	12	02
4.	Promoting Sectarianism	04	11
	Total	797	1,033

By the end of the year, **151** cases were taken to Court, **32** cases secured convictions, **19** cases were dismissed while **100** cases were still pending in Court and **254** cases were still under inquiry.

1.3.16. Cyber Crimes

A total of **258** cases were reported during the period under review compared to **256** cases reported in 2020, showing a **0.78%** increase. Cybercrimes led to a loss of **Ugx. 4,710,393,000** in 2021 in which **Ugx. 110,140,000** was recovered. By the end of 2021, **151** cases were still under inquiry, **45** cases were taken to Court, **06** cases secured convictions, **01** case was acquitted, **06** cases were dismissed and **32** cases were still pending in Court.

1.3.17. Terrorism

In 2021, **21** cases of terrorism were reported compared to **02** cases reported in 2020. By the end of the year, the **02** cases were taken to Court and were still pending while **19** cases were still under investigations. The increase in terrorism cases is attributed to resurgence of terrorist activities by suspected ADF operative and the emergence of the hostile groups.

1.3.18. Trafficking in Persons

A total of **421** cases were registered in 2021 compared to **214** cases registered in 2020, indicating an increase of **46.7%**.

Table 44: Cases of Trafficking in Persons by Category

Cases Category	Cases Registered
Aggravated Trafficking in children	235
Trafficking in persons	98
Attempted Trafficking in persons	44
Aggravated Trafficking in persons	32
Suspected Trafficking in persons	12
Total	421



1.3.19. Victims of Trafficking in Persons

A total of **1,149** persons were victims of Trafficking in Persons in 2021 compared to **666** victims recorded in 2020.

Table 45: Victims of Trafficking

S/No.	Victims by Gender	No. of Victims Recorded	
		2021	2020
1.	Adult females	692	388
2.	Adult males	190	53
3.	Female Juveniles	182	187
4.	Male Juveniles	85	35
	TOTAL	1,149	666

1.3.19.1. Forms of Exploitation per Registered Victims

Table 46: Forms of Exploitation for victims of Trafficking in Persons

S/NO	Form of Exploitation	Victims of Trafficking	
		2021	2020
1.	Labour	1,103	562
2.	Sexual	70	61
3.	Forced Child Marriage	33	07
4.	Ritual	05	14
5.	Forced Marriage	02	03
6.	Debt Bondage	01	--
7.	Illegal Activity	--	03
8.	Child Adoption	--	01
9.	Organ Harvest	--	01
10.	Unknown	35	14
Total		1,149	666

1.3.19.2. Interceptions of Potential Victims of Trafficking

The interceptions were mostly carried out at Entebbe International Airport, Border Immigration Posts, internal transport terminals and illegal recruitment offices. Intending Ugandan migrant workers were also intercepted after having been irregularly recruited by some agents/workers of some licensed recruitment companies.

Table 47: Status of victims of Trafficking

Status of victims	No. of victims	
	2021	2020
Intercepted	624	378
Rescued/Recovered	481	257
Not Rescued/Recovered	41	22
Dead	03	04
Still Missing	--	02
Unknown	--	03
Total	1,149	666

1.3.19.3. Majority of the Victims Intercepted before Exploitation/Abuse

Most of the victims of transnational trafficking were intercepted within Uganda before being taken abroad allegedly for employment or studies, while others were intercepted in Kenya and sent back to Uganda. These were re-integrated back with their families as their traffickers face charges of aggravated trafficking.

1.3.19.4. Destination Countries for Victims of trafficking in Uganda in 2021.

There were **734** victims of transnational trafficking with Dubai as the leading destination country with **356** victims followed by Saudi Arabia with **152** victims, Qatar with **85** victims, United Arab Emirates (other than Dubai and



Qatar) with **48** victims and Iraq with **20** victims among others. Uganda as a destination country had **12** victims, of whom **04** were from Burundi and 07 from Rwanda.

1.3.20. Land Fraud Cases

A total of **332** cases of land related crimes were reported at the Land Protection Unit in 2021 compared to **319** cases reported in 2020, marking a **4%** increase. The most committed offences are fraudulent procurement of certificate of title/obtaining registration by false pretence, criminal trespass, obtaining money by false pretences and forgery as shown in Table 49. However, other land related cases were reported at the Districts / Regions.

Table 48: Breakdown of land-related cases

Crime Categories	No. of Cases Reported		Diff
	2021	2020	
Obtaining Registration by False Pretence	69	70	-01
Criminal Trespass	63	62	01
Obtaining Money by False Pretences	52	47	05
Forgery and uttering a false document	53	54	-01
Fraud on Sale	26	10	16
Concealing Title Deed	23	22	01
Intermeddling	16	08	08
Theft	08	04	04
Unlawful eviction	08	11	-03
Malicious Damage	06	14	-08
Forcible Detainer	03	02	01
Conspiracy	03	02	01
Disobedience of lawful orders	01	--	01
Threatening Violence	01	--	01
Other Offences	--	13	-13
TOTAL	332	319	13

By the end of the year, a total of **180** cases were still under investigations, **121** cases were sent to DPP/RSA for legal guidance, **34** cases were taken to Court, **02** cases secured convictions, 01 case was dismissed while **31** cases were still pending in Court.

Chapter 2: Case Management

In 2021, a total of **196,081** cases were reported to Police compared to **195,931** cases reported in 2020, showing an increase in the volume of crime reported by **0.1% or 150** cases only.

Table 49: Case Management Comparison

Category	2021	2020
Cases submitted to DPP/RSA	95,179	85,529
Cases taken to Court	65,008	56,651
Cases with Convictions	19,186	15,657
Cases with Acquittals	346	359
Cases with Dismissals	3,789	3,754
Cases pending in Court	41,687	36,881
Cases under Investigations	70,978	75,799

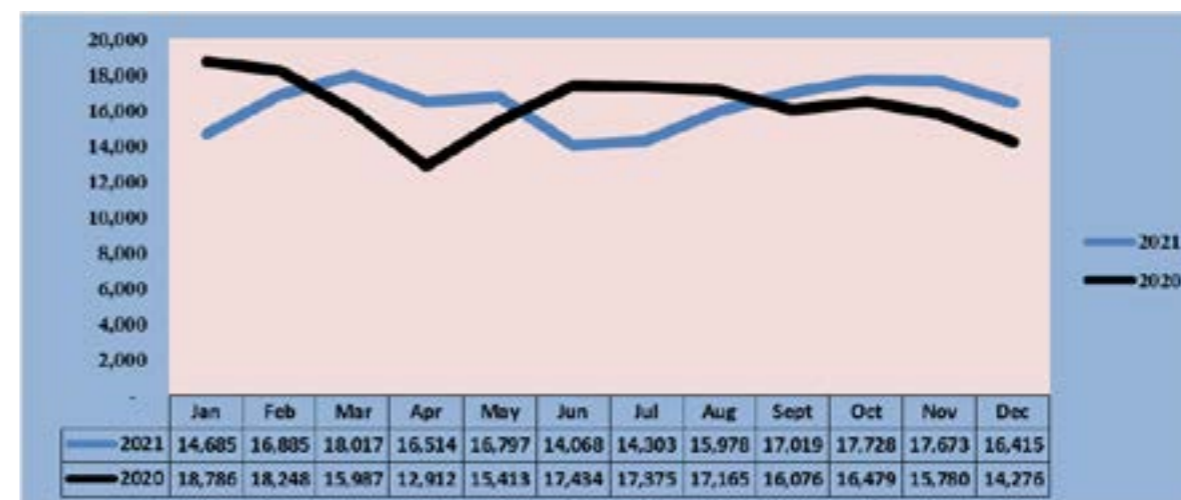
A total of **87,581** suspects were charged in Court of whom, **78,966** were adult males, **2,012** were male juveniles, **6,128** were adult females and **475** were female juveniles.

A total of **197,814** persons were victims of crime, of whom; **113,333** were adult males representing 57%, **52,924** were adult females representing 27%, **22,610** were female juveniles representing 12%, and **8,947** were male juveniles representing 5%.

2.1. Monthly Crime Trend

On average, **16,340** cases were reported to Police every month. March, 2021 recorded the highest number of crimes with **18,017** cases while June, 2021 recorded the lowest with **14,068** cases.

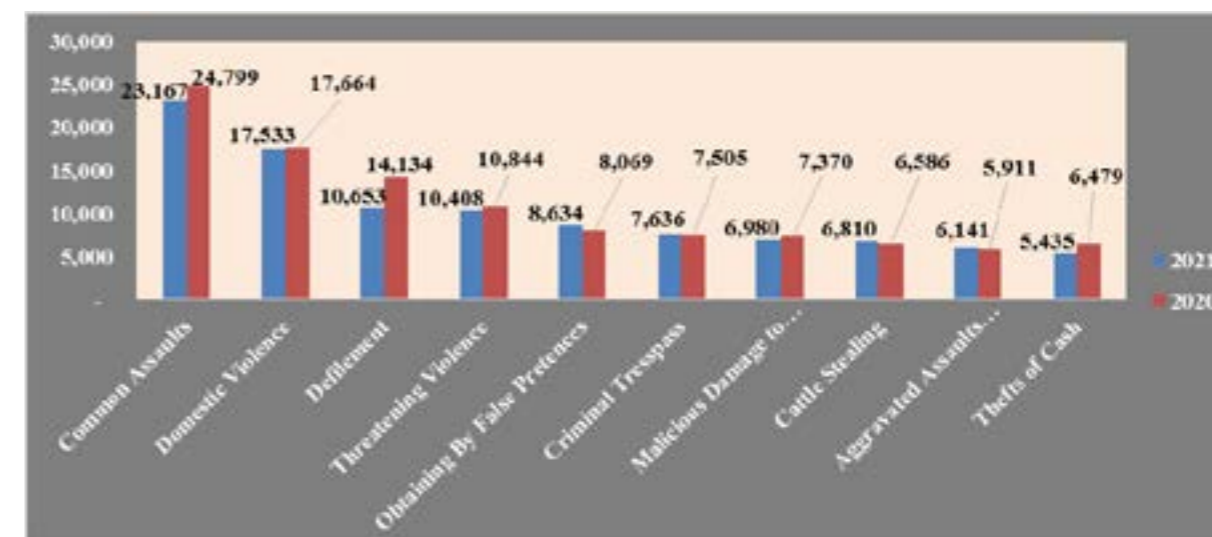
Figure 27: Monthly Crime Trend



2.2. Leading Crimes in 2021 and 2020

Common Assault continues to be the leading crime committed over the years, in 2021, it was followed by domestic violence, defilement and threatening violence as shown in Figure 28 below.

Figure 28: Leading Crimes in 2021 and 2020



a. Regional Performance

KMP North region registered the highest number of crimes in the country in 2020, followed by Rwizi, North Kyoga, Greater Masaka and Albertine as shown in Table 51.



Table 50: Regional Performance in Cases Reported

S/No.	REGIONS	TOTAL CASES		Diff
		2021	2020	
1.	KMP North	12,304	11,748	556
2.	Rwizi	12,130	12,117	13
3.	North Kyoga	11,485	9,901	1,584
4.	Greater Masaka	11,192	10,086	1,106
5.	Albertine	11,186	10,431	755
6.	KMP South	10,001	9,536	465
7.	Aswa	9,880	9,616	264
8.	East Kyoga	9,851	9,493	358
9.	KMP East	8,029	8,387	-358
10.	Rwenzori West	7,966	9,079	-1,113
11.	Elgon	7,631	7,472	159
12.	West Nile	6,960	8,476	-1,516
13.	Busoga North	6,593	5,501	1,092
14.	Kigezi	6,173	7,337	-1,164
15.	Busoga East	5,786	6,074	-288
16.	Katonga	5,664	7,147	-1,483
17.	Mt. Moroto	5,598	4,184	1,414
18.	Savannah	5,279	4,245	1,034
19.	Greater Bushenyi	5,256	6,145	-889
20.	Wamala	5,193	5,190	03
21.	Ssezibwa	4,975	5,037	-62
22.	Bukedi North	4,528	4,668	-140
23.	Bukedi South	4,087	4,888	-801
24.	Sipi	3,962	6,994	-3,032
25.	North West Nile	3,923	3,621	302
26.	Kiira	3,011	3,214	-203
27.	Rwenzori East	2,977	1,847	1,130
28.	Kidepo	2,299	2,094	205
29.	CID Headquarters	2,162	1,400	762

Table 51: Districts/Divisions with highest number of Reported Crimes

S/No.	Districts/Divisions	Total Cases		Diff.
		2021	2020	
1.	Kamuli	3,078	2,725	353
2.	Luwero	2,880	1,976	904
3.	Mbale	2,866	2,276	590
4.	Mbarara	2,761	2,493	268
5.	Mpigi	2,739	3,006	-267
6.	Old Kampala Division	2,694	3,262	-568
7.	Kiryandongo	2,607	2,148	459
8.	Katwe Division	2,396	2,797	-401
9.	Kawempe Division	2,394	2,051	343
10.	Mukono Division	2,356	2,386	-30

Chapter 3: Criminal Syndicates Busted

3.0. Introduction

In 2021, criminal groups mainly operated in areas of Kampala Metropolitan, Mityana, Kiboga, Mbarara and Fort Portal. Due to the well-guided intelligence-led operations, investigations, coordination and collaboration with sister security agencies, **13** criminal syndicates were identified and dismantled. Before these criminal syndicates were busted, they had;

- x. Shot and killed **11** people including **04** Police Officers,
- xi. Hacked and Killed **26** People,
- xii. Strangled and killed **06** People,
- xiii. Kidnaped and killed **05** People,
- xiv. Injured **11** people including **02** UPDF Officers,
- xv. Robbed **11** guns, **01** Flat Screen T.V, **46** Mobile phones and Cash amounting to **Ugx. 61,087,000,**
- xvi. Raped **02** People,
- xvii. Vandalised electricity transmission lines and related infrastructure worth Ugx.3,000,000,000, and
- xviii. Detonated bombs killing **05** people, **04** suspected suicide bombers and injuring **37** people.

After dismantling these criminal groups;

- v. **136** of their members were arrested and charged to Court,
- vi. **02** of their members were killed in action,
- vii. Recovered **10** guns, **21** Improvised Explosive Devices, recovered electricity materials worth **Ugx. 3,000,000,000.**
- viii. Impounded **05** Motor Vehicles and **05** Motorcycles.

The organised criminal syndicates dismantled in 2021 were as follows;

3.1. Mutumba Herbert Criminal Syndicate

This group which was composed of Mutumba Herbert, Alleluya Barbabas, and Ahimbisibwe Deus operated in Western Uganda. They would hire motor vehicles from different people, then disguise as taxi operators and have passengers. luring their victims as though they operated taxi business. They would then strangle their victims after robbing them of their belongings. Before they were dismantled, they had;

- i. Kidnapped and killed **03** people,
- ii. Robbed unspecified items from their victims.

3.1.1. Fort Portal CRB 767/2021, Kidnap and Murder of Kabagambe Aheebwa Japheth

On 02/09/2021 at around 1200 hours, the NRM Chairperson of Ntoroko District, Kabagambe Aheebwa Japheth was kidnapped in Fort Portal City by three unidentified persons using motor vehicle Reg No UAZ 568T; on 03/09/2021 his body was recovered in Kiburara Village in Ibanda District.

3.1.2. Katovu CRB 112/2021, Kidnap and Murder of Kaggwa Fred

On 07/09/2021 in Lyantonde Town, one Kaggwa Fred, a businessman in Lyantonde Town was kidnapped by unknown persons. On 08/09/2021, his body was found dumped in Katovu village in Lwengo District.

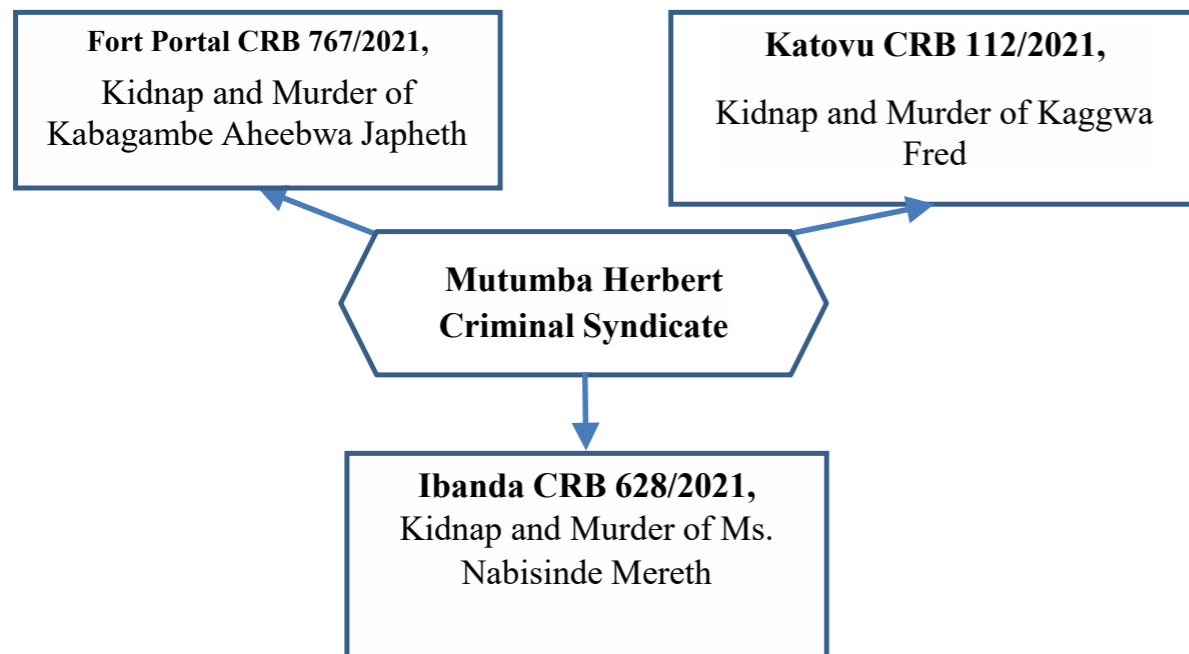
3.1.3. Ibanda CRB 628/2021, Kidnap and Murder of Ms. Nabisinde Mereth

On 08/09/2021 at around 1550 hours at Ishongororo Town, one Ms. Nabisinde Mereth while on her way to Mbarara City was kidnapped by unknown person using Motor Vehicle Reg. No. UBB 708H. On 09/09/2021, her body was found dumped in Kakana Village, Kyarwabuganda ward, Kakika Division in Mbarara City.



Inquiries were instituted into these murders and the suspects were identified after their motor vehicle Reg. No. UAZ 568T was caught on CCTV at Fort Portal. This led to their arrest.

Figure 29: Crimes committed by Western Uganda Criminal Syndicate



Achievement

- i. The group was dismantled after the arrests of the culprits who were habitual offenders,
- ii. The three were charged in the General Court Martial for Kidnap/Murder, Aggravated robbery and Possession of ammunition which is a monopoly of the armed forces.

3.2. Nshemereirwe Dick Criminal Syndicate

This group operated in the districts of Mbarara and Rukungiri. It was headed by one Nshemereirwe Dick. Other members of the group included; Twinomugisha Dominic alias Doogo, Ayebazibwe Kassim, Muhanguzi Julius alias Tonny and another only identified as Hillary.

Before this group was dismantled, they had;

- i. Shot and killed **03** people, and
- ii. Robbed **02** guns, 01 Flat Screen TV, 43 mobile Phones and cash amounting to Ugx. 6,087,000.

The group committed the following crimes;

3.2.1. Mbarara CRB 1220/2021, Murder by Shooting of No. 44109 Cpl Agaba Richard

On 08/09/2021 at around 0200hrs at Kiyanja Cell, Ruharo ward in Mbarara City, No. 44109 Cpl Agaba Richard attached to Ruharo Police Post in Mbarara City was shot and seriously injured by unknown robbers when he responded to a robbery. His rifle UGPOL 565823996-32575 with 30 rounds was robbed in the process. The victim died on his way to Mbarara Regional Referral Hospital.

3.2.2. Mbarara CRB 1517/2021, Aggravated Robbery

In September 2021 at Nyakabungo cell near Hotel Triangle, Mbarara City in Mbarara District, Kasisi David was robbed of a flat screen T.V and cash amounting to **Ugx. 87,000**. The robbers who were armed with one AK 47 rifle fled.

3.2.3. Rubindi CRB 266/2021, Aggravated Robbery

On 25/09/2021 at Bwizibwera Town in Mbarara District, one Musinguzi Dan was attacked and robbed of **40 smart phones** valued at **Ugx 12,000,000** and cash amounting to **Ugx. 6,000,000**. The robbers fled unidentified.

3.2.4. Mbarara City CRB 1223/2021, Aggravated Robbery

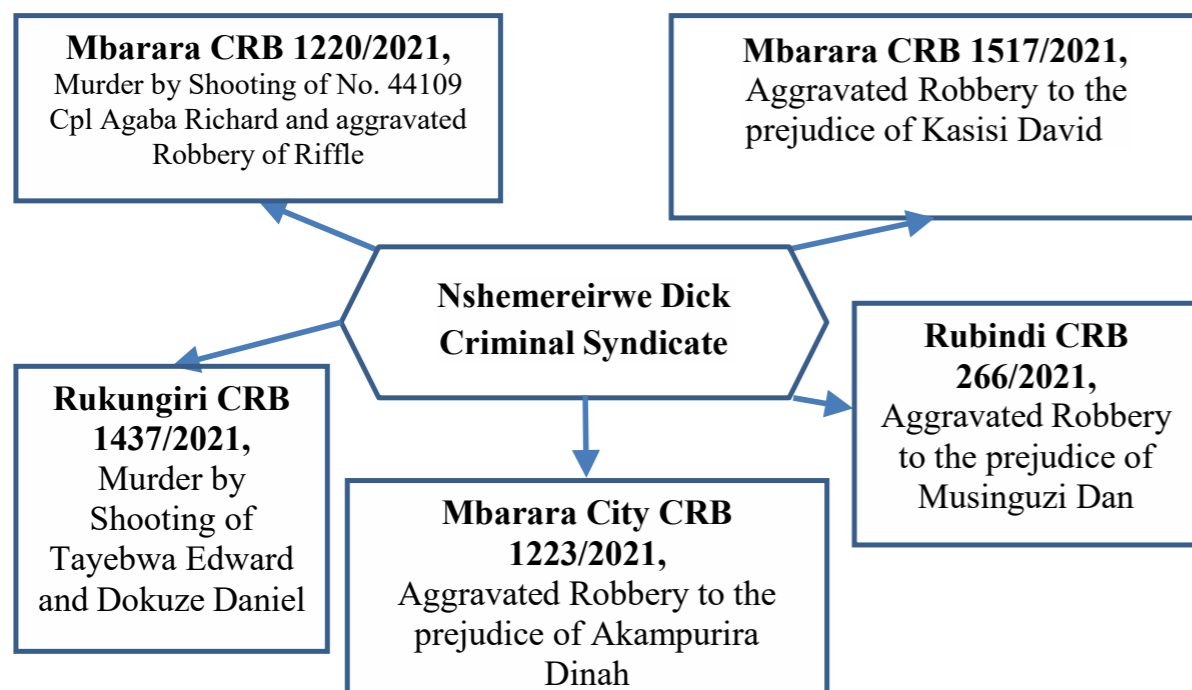
On 08/09/2021 at around 0100hrs at Step Up Bar in Kiyanja cell, Ruharo ward, Mbarara city in Mbarara, Akampurira Dinah was attacked and beaten by robbers after failing to give them money. Her mobile phone was also robbed in the process.



3.2.5. Rukungiri CRB 1437/2021, Murder by Shooting of Tayebwa Edward and Dokuze Daniel

In September 2021, unidentified robbers attacked and robbed cash amounting to Ugx 50,000,000 and unspecified number of mobile phones at For God Electronics along Rubabo road in Rukungiri District. The robbers also shot dead Tayebwa Edward 19yrs and Dokuze Daniel 29yrs, a Saracen security guard. The robbers fled unidentified.

Figure 30: Illustration Showing Crimes committed by Mbarara Criminal Syndicate



Achievements

- i. The group was dismantled when their leader Nshemereirwe Dick was shot dead as he tried to disarm Police officers during his arrest,
- ii. Other members of the group have since been charged to the General Court Martial,
- iii. Two guns were recovered, and
- iv. One Motor vehicle was impounded from the group.

3.3. National Coalition Forces Criminal Syndicate

This criminal group operated in areas of Busunju, Kiboga, Wakiso and Mityana. These were part of the group who called themselves *National Coalition Forces for Change* to fight the government.

Before this group was dismantled, they had;

- i. Shot and killed 04 Police Officers,
- ii. Injured Two UPDF Officers, and
- iii. Robbed 06 guns.

This group committed the following offences:

3.3.1. Kiboga CRB 691/2021, Murder by Shooting of No. 43649 Cpl Nsubuga Francis and No. 2007 SPC Ddimba Paul and Aggravated Robbery of Two SMGRifles

On 16/12/3021 at around 1940hrs at Nakasozi Police Post, Nakasozi Trading Center in Kiboga District, No. 43649 Cpl Nsubuga Francis and No 2007 SPC Ddimba Paul were shot dead by 04 men dressed in civilian attire and later robbed two SMG rifles AK 47 with two magazines containing 30 and 29 ammunitions respectively. The public mistook them for security officers enforcing curfew. That they started chasing people from the market to go back home since the day was a market day at Nakasozi. They proceeded to the Police Post and shot dead two officers who were on duty seated outside taking evening tea. That after killing them they proceeded to their rooms and picked two guns.



3.3.2. Busunju CRB 336/2021, Murder by Shooting of No. 30384 CPL Okech Alfred and No. 43619 PC Kigongo Moses and Aggravated Robbery of Two Rifles.

On 07/12/2021 at around 1630 hrs at Sebobo village, Kabega Parish, Sekanyonyi Town Council in Mityana District, No. 30384 CPL Okech Alfred and No. 43619 PC Kigongo Moses attached to Busunju Police Station were shot dead. The two officers were responding to a scene of alleged robbery where a suspect was being lynched. This followed a complaint made at Busunju Police Station by victims of the said robbery who identified himself as Kananya Sulaiman aged 20 yrs, Muganda businessman dealing in tomatoes, resident of Kamu-kamu, Nganda in Nansana. That on reaching Sebobo village, Kabega Parish, Sekanyonyi Town Council, the two people who purported to be victims turned against the two officers, disarmed them and shot them dead.

3.3.3. Wakiso Police Division CRB: 802/2021, Attempted Murder of Two UPDF Officers and Aggravated Robbery of Two SMG Rifles

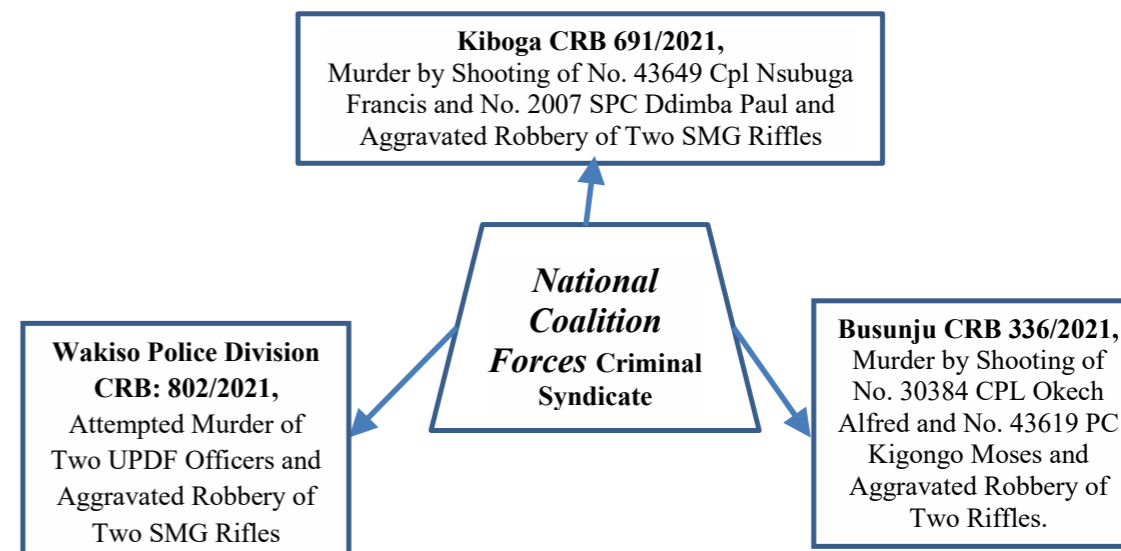
On 25/11/2021 at about 1858 hrs at Wakiso New Market along Hoima Road in Wakiso Town, RA 263590 Pte Okiror David and RA 266021 Pte Okirima Emmanuel were attacked by five people, cut with pangas and robbed of their SMG rifles; UPDF HE1977HE3997 and UPDF 56_6122897 with two magazines and 120 live ammunition.

The suspects sat on the roadside rails near the New Wakiso Market along Hoima Road as if they were waiting for a taxi. Immediately the UPDF Officers passed, then the suspects about five in number attacked them with pangas behind and robbed them of their guns.

MG UPDF HE1977HE3997 and two magazines with 30 rounds of ammunition were recovered at the scene including two jackets and two shirts

suspected to belong to the suspects. Inquiries are still ongoing.

Figure 31: Illustration Showing Crimes Committed by Kiboga – Mityana Criminal Syndicate



Achievement

- i. The rebel group was dismantled;
- ii. Nineteen (19) members were arrested and charged for; Murder, Treason, Concealment of Treason, Misprision of treason, Terrorism, Aggravated Robbery and Illegal possession of firearms before the General Court Martial.
- iii. All the five (05) SMG rifles robbed were recovered.
- iv. The Motorcycle Reg. No. UED 929B used to transport the criminal gang members for their mission in Wakiso was recovered and exhibited.
- v. A motor vehicle Toyota Camry Reg. No. UAA 022M was recovered and exhibited.



3.4. ADF Terrorist Cell

In 2021, this group started their operation in June till December. The group had cells in areas of Lweza on Entebbe Road, Lugazi, Nabweru – Katooke, Kasengejje – Kakiri Masaka, Butambala, Mukono, Nalukolongo, Ibanda and Ntoroko Districts, respectively. Before this group was dismantled, they had committed the following offences;

3.4.1. Murder by Shooting of Nantongo Brenda Wamala and No. RA 175389 Sgt Haruna Kayondo, and Attempted Murder of Hon. Gen. Edward Katumba Wamala vide Kiira Road CRB 424/2021

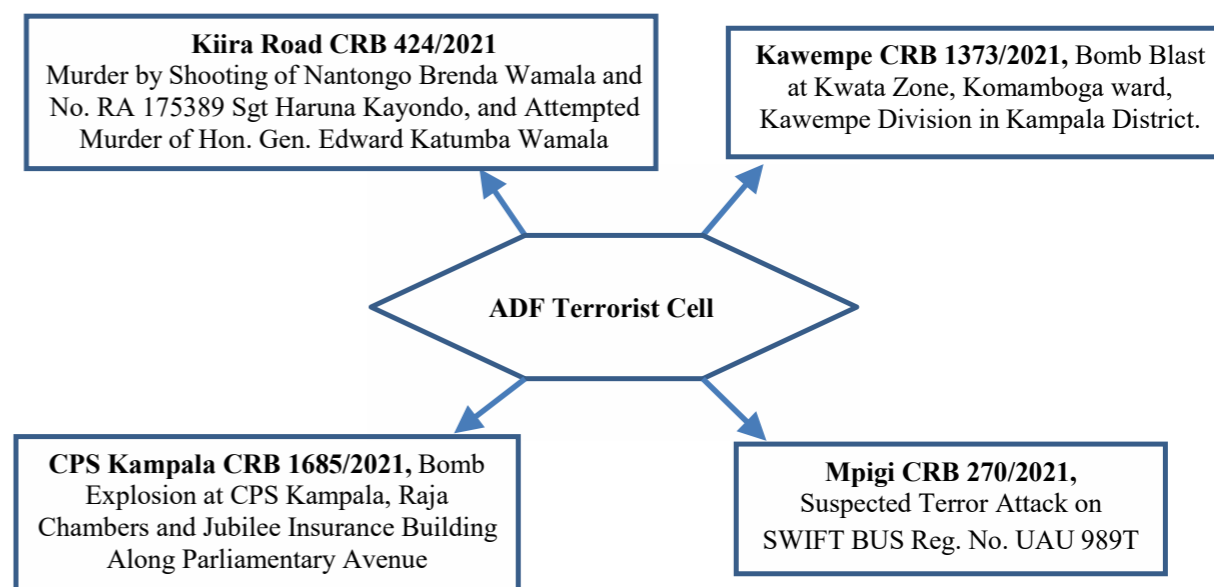
On Tuesday, 1st June 2021 between 0840 – 0900 Hours, unknown gunmen shot at motor vehicle Reg. No. H4DF 2138 in which Gen. Edward Katumba Wamala, Minister of Works and Transport was travelling in with Nantongo Brenda Wamala, his daughter and No. RA 175389 Sgt Haruna Kayondo the driver. Nantongo Brenda Wamala and No. RA 175389 Sgt Haruna Kayondo died on spot while Hon. Gen. Edward Katumba Wamala survived with gunshot injuries.

The shooting took place at Kisota Road Kisasi, in Nakawa Division Kampala District. Hon. Gen. Edward Katumba Wamala was on his way to Najjanankumbi for the funeral of his mother in-law.

The crime scene was visited by Uganda Police Force and UPDF, exhibits comprising of swabs of blood, cartridges, bullet heads and motor vehicle Reg. No. H4DF 2138 were recovered.

PF 48 and 48B were prepared and the bodies of Nantongo Brenda Wamala and No. RA/175389 Sgt Haruna Kayondo were taken to City Mortuary Mulago for post mortem. 08 suspects were later arrested and taken to Court on charges of murder, attempted murder and terrorism.

Figure 32: Crimes committed by ADF Terrorists



3.4.2. Kawempe CRB 1373/2021, Bomb Blast at Kwata Zone, Komamboga Ward, Kawempe Division in Kampala District.

On 23/20/2021 at 2030hrs along Waligo Road at Kwata Zone Komamboga ward, Kawempe Division in Kampala District, at a pork joint, a suspected bomb blast exploded and killed Emily, a 20-year-old waitress and injured 3 others namely; Kiconco Annet, Ssenyonga Peter and Nakitta Rose.

It is alleged that 03 men not known to them appeared as customers. However, one of them came along with a black-Polythene bag containing unknown items and placed it under the table where customers were having pork. All the 03 suspected men first engaged the other customers at the joint and ordered for more eats and drinks for them. They later disappeared to an unknown destination leaving behind the black polythene bag. A few minutes after their disappearance, an explosion occurred.



3.4.3. Mpigi CRB 270/2021, Suspected Terror Attack on SWIFT BUS Reg. No. UAU 989T

On 25/10/2021 at around 1600hrs at Lungala LC1, Maziba Ward, Mpigi Town Council in Mpigi District on Kampala-Masaka Road, a suspected bomb exploded in a SWIFT BUS Reg. NO.UAU 989T, loaded with passengers. The bus left Kampala Kisenyi Bus Terminal heading to Ishaka - Bushenyi.

On the way at Maya check point, the bus stopped, the driver was cleared and drove on. Shortly after a distance of less than two kilometers, a passenger disembarked from the bus claiming he was needed in Kampala to finalise his travel documents.

The bus moved on for about 08 to 10km and at Lungala LC 1, Maziba Ward, Mpigi Town Council in Mpigi District, a big blast suspected to be bomb explosion was heard. Investigations later revealed that Matovu Isaac aka Muzafaru was a suicide bomber

3.4.4. CPS Kampala CRB 1685/2021, Bomb Explosion at CPS Kampala, Raja Chambers and Jubilee Insurance Building along Parliamentary Avenue

On 16/11/2021 between 1000hrs and 1030hrs, bombs exploded at CPS Kampala main entrance, Raja Chambers and Jubilee Insurance Building at Parliamentary Avenue in Kampala Central, Kampala District.

At CPS Kampala Crime scene, a police officer No-66271 PC Kungu Amos and a civilian identified as Basibe Ismael died on the spot together with the suspected terrorist (suicide bomber) whose body parts were found scattered in pieces along Buganda Road and George Street.

At Raja Chambers and Jubilee Insurance Building at Parliamentary Avenue scene, one person identified as Christopher Sunday died on the spot together with two suspected terrorists.

Property was damaged including Motor Vehicles Reg No- UP 4834, UP 7728 and UP 8960. Many privately-owned motor vehicles and motorcycles at both crime scenes were also damaged.

3.4.5. Attempted Suicide Bombing in Pader

On 28 Aug 2021, at Pader District, a suspected suicide bomber Katumba Badru alias Ben was arrested by the Joint Security Forces after being found with an assortment of home bomb making materials that were meant to attack mourners during the burial of the late Lt Gen. Paul Lokech.

3.4.6. Explosion at Kawempe Police Barracks

On 7th Nov 2021 at around 200hrs, there was an IED at Kawempe Police Barracks located at Kiyindi Zone, Bwaise I Ward, Kawempe Division – Kampala District destroying a Uniport house and a self-help housing unit belonging to No. 61405 PC Ahimbisibwe Prossy and Constable Driver Ochen Peter respectively.

Achievements;

- i. The terror cell was dismantled,
- ii. Seventy-one (71) suspects arrested and clustered according to their respective cells,
- iii. An IED belonging to terrorist Muwonge Yusuf who was arrested was found in the residence of Kagwa Umar at Kireka-Biira, in Wakiso during the search and was detonated, and
- iv. Eighteen (18) suspects were charged under Mpigi CRB/270/2021, Four (4) suspects were charged under Pader CRB 246/2021 and Four (4) suspects charged under CID HQs E/395/2021.



3.5. Murders and Aggravated Robberies Criminal Syndicates in Savannah, Wamala and KMP North

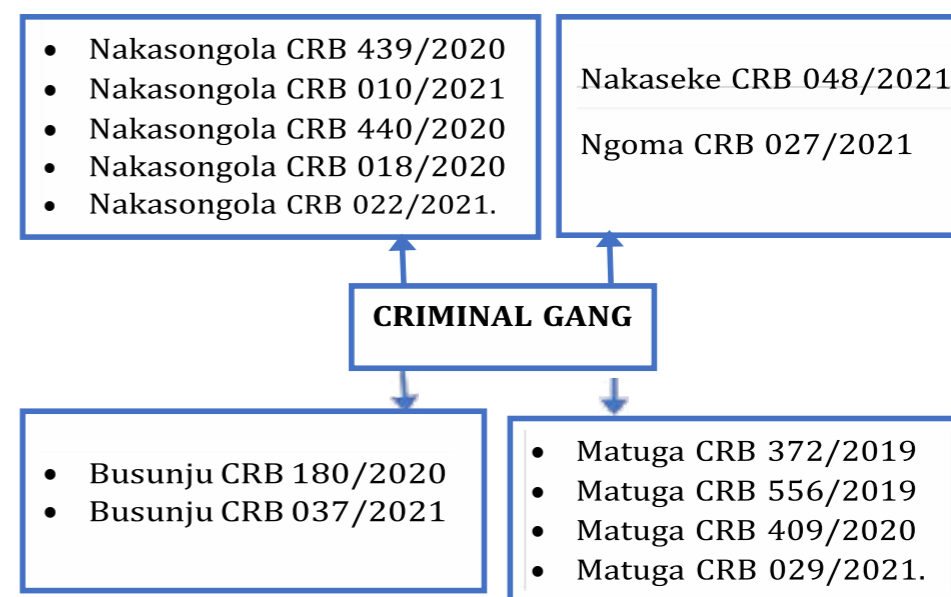
Between 2019 and 2021, thirteen (13) Murders and Aggravated robbery cases were registered in the regions of Savannah, Wamala and KMP North areas.

This criminal group was composed of Oleza Mansur, Mwanje Rogers, Yiga Rashid alias Mucooli, Ssentamu Mohamed, Kiwanuka Fred, Ngozi Robinah and Kusule Stephen.

They committed the following offences;

- i. On 23 Mar 2019 there was robbery of an SMG riffle from RA/210315 Sgt Kabanda Lamech Kyalisima from Ssinga Army Barracks.
- ii. On 17 Jan 2021 at around 213hrs, a UPDF officer Maj Mwesigye Noel was attacked and shot dead at Masinga Village, Kikyusa sub county in Luwero District where a pistol was taken.
- iii. There were a series of murders and robberies targeting several mobile money shops and other items including mobile phones and inquiries were initiated by the respective territorial police vide Matugga CRB 372/2019, CRB 556/2019, CRB 409/2020, CRB 029/2021; Nakasongola CRB 439/2020, CRB 010/2021, CRB 440/2020, CRB 018/2020, CRB 022/2021; Nakaseke CRB 048/2021, Ngoma CRB 027/2021 and Busunju CRB 180/2020 and CRB 037/2021.

Figure 33: Illustration showing robberies and murders committed by the criminal gangs.



Achievements;

- i. Seven (07) suspects were arrested, confessed to having murdered and participated in the aggravated robberies. They were charged in the General Makindye Court Martial,
- ii. Recovered;
 - a. SMG riffle and two (02) empty magazines from Kisule Stephen's home,
 - b. Pistol with 17 rounds of Ammunition from Olega Mansur's boys' room,
 - c. Motorcycle Reg. No. UEV 185W Bajaj Boxer, red in colour used in commission of the crimes belonging to Mwanje Rodgers, and
 - d. 29 mobile phones believed to belong to various victims.

3.6. Kidnap and Murder vide Mbarara CPS CRB: 468/2021.

On 10 Apr 2021, two (02) suspects namely; Lutasingwa Simon and RA/161417 CPL Sonko Patrick alias Mugenyi Asooka were arrested by an Operational team on information that they were selling a suspected stolen motor vehicle Reg. No. UBF 684M Toyota Wish Dark blue in colour at Busega roundabout washing bay in Kampala.



They later revealed having murdered one Ahimbisibwe James, the driver of the said motor vehicle on 06th Apr 2021 at Wakiloli along Isingiro Road and dumped his body in a swamp in Kikyusa Luwero District on 07th April 2021.

The motor vehicle was recovered, exhibited and the suspects were taken to the scene of crime for reconstruction, and later handed over to Mbarara Police Station for prosecution.

3.7. Muweesi Huzaifah alias Boy Criminal Syndicate

On 16th October 2021, a criminal gang armed with pangas attacked Zidouomi Group Ltd, a ply wood factory in Kigalama Village, Nyanji sub county in Kassanda District. This group comprised of Muweesi Huzaifah alias Boy, Omia Denis, Olupot Moses, Byamugisha Christopher and others. The thugs targeted three (3) armed FFU Police guards at the factory and one of the attackers was shot dead. This case was investigated vide **Kassanda CRB 705/2021**.

The other thugs;

- i. Killed No. 72282 PC Amuku Ronald,
- ii. Injured No. 71981 PC Muhanguzi Peter and No. 71258 PC Rukundo Obeti.
- iii. Robbed three (03) SMG riffles,
- iv. Cash amounting to Ugx. 7,500,000/-, and
- v. Raped two (02) female juveniles aged 14 and 16 years.

The territorial police with the support of the CI HQ Tracking teams deployed and carried out operations targeting this group.

Achievements

- i. The three (03) robbed SMG riffles were recovered abandoned in Nyanji sub county in Kassanda District,
- ii. Four (04) suspects were arrested, charged to Mubende Chief Magistrates Courton 11th November 2021 with Murder, Aggravated Robbery, Rape and Attempted Murder, and remanded to Kitalya Government Prison, and
- iii. One of the group members was put out of action.

3.8. Nuwamanya Michael Criminal Group

This criminal group consisted of one Nuwamanya Michael, Ssemaganda Ronald, Musoke Lawrence, Bugiri Martin, Turyatempa Ashraf, Masiko Obadiah and Matovu Abdul. They targeted newly-constructed electricity transmission lines and related infrastructure. They operated in areas of Kiboga and Kyankwanzi Districts.

On 28th April 2021, information was received from Royal Technology Company Ltd in regard to vandalism of newly-constructed transmitted lines and related infrastructure in Kiboga and Kyankwanzi Districts. These were investigated vide Kiboga CRB 226/2021, CRB 136/2021 and GEF 034/2021 Old Kampala.

The criminals targeted feeder pillars, solid/cable wires, overhead conductors, circuit breakers, transformer stands and cables among other items. Inquiries commenced where an operation was conducted which led to a raid on stores harbouring suspected electrical materials.

3.8.1. How they were busted

Operational teams followed a taxi from Kiboga loaded with stolen ABC cables to Kampala. Turyatempa Ashraf, a boda boda rider who appeared to pick the stolen goods was subsequently arrested and led the team to his employer's premises in Kayiwa Zone, Mengo Parish, Lubaga Division – Kampala District which was cordoned off and recovered materials.

These included; 50mm Bimetal Clamp 1,460 pieces, Reel Insulators 3,480 pieces, Polymeric Insulators 840 pieces, 50mm PG Clamps 5,646 pieces, Surge Arrestors 510 pieces, Stay Insulators 855 pieces, Washers Square 510 pieces and IPC Connector ABC 523 pieces.

Achievements

- i. Seven members of this group were arrested, charged to Buganda Road Court on counts of theft and remanded to Kitalya, and
- ii. The vandalised materials worth Ugx. 3,000,000,000 were recovered.



3.9. Cattle Theft Criminal Syndicate

This criminal group operated in Kiboga and Kyankwanzi Districts. They consisted of; Ssewaya Henry alias Kabali, Lumbuye Nickson alias Nick, Kaziba Fazil alias Musoga Mawanda Sharif alias Salongo, Mayanja Mubarak, Muwonge Ashraf, Ssemata Swaibu and Mugema Peter among others.

They would steal cattle, slaughter them, transport the meat to Kampala where they supplied several butcheries. These cases were investigated vide Kyankwanzi CRB 417/2021, CRB 230/2021 and CRB 407/2021.

3.9.1. How they were busted

Between Feb and Aug 2021, several cases of cattle thefts were registered in Kiboga and Kyankwanzi Districts causing public uproar since the suspects were never arrested. At the height of the thefts, Kiboga and Kyankwanzi appealed to Police HQ for help. The tracking started and suspects were identified to be based in Nansana, Nakulabye and Kakiri.

Operations were carried out and eight (08) members of this group were arrested. They confessed and led to the recovery of a motor vehicle Reg. No. UAP 278Q Toyota GIA which they used to transport stolen/slaughtered animals from Kiboga and Kyankwanzi to Kampala which they supplied to butchers in Nakulabye and other areas. Teams reconstructed the scenes and recovered exhibits from the butchers.

Achievements

- i. The group was dismantled,
- ii. Eight (08) members of this group were charged to Court and remanded, and
- iii. Motor Vehicle Reg. No. UAP 278Q Toyota GIA recovered.

3.10. Murders in Greater Masaka Region

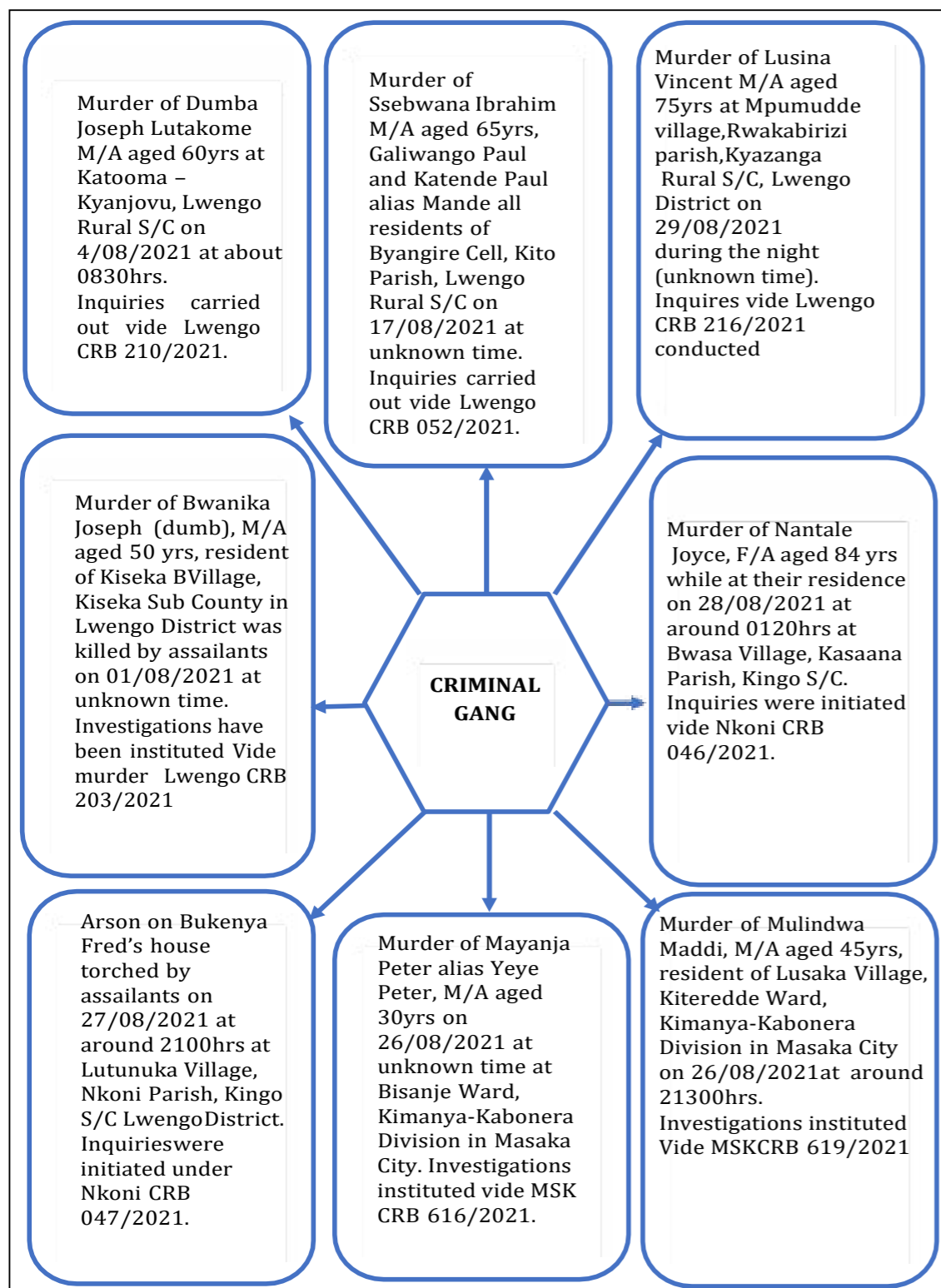
Between July and August 2021 in the Districts of Masaka and Lwengo, machete-wielding assailants attacked unarmed civilians mainly the elderly people hacking them to death. A total of 26 people were killed and 05 others injured.

Police, working jointly with other security agencies embarked on dismantling this group in the districts of Masaka and Lwengo in which 55 suspects were arrested. Of those arrested, 23 admitted to have participated in the murders and led the teams to the selected scenes of crime for reconstruction.

Some of the suspects such as Wamala Bull, Bukenya Godfrey, Mugeru John, Nsanga Isma, Ssemanda Sam, Kanyike Jackson and Mutyaba Herbart alias Uncle Herbert were arrested from Kampala where they had retreated after committing the murders in Masaka.



Figure 34: Illustration showing some robberies and murders committed by the criminal gang.



This criminal group targeted foreign nationals who were either walking or jogging along the streets in Kira Road area. They would move in a group riding their motorcycles and attack the unsuspecting victims, assault them and rob them of their property.

The group consisted of one Sserwanda Jimmy, Kasibante Gadafi, Bakunda Stephen alias Mervin alias Kevin alias Takuba, Ssemanda Jonnah, Ssewakyiryanga Aloysius, Maweje Latiff, Babu Salim, Sanda Yasin alias Zanda, Akidi Khalid, Ssekanda Farouk, Mulema Rodgers Richard, Kalungi Swaibu, Tugume Yusuf alias Boy Ghost and Dumba Vicente among others.

3.11. Aggravated Robbery vide Kira Road CRB 548/2021

On 24 Jul 2021, a CCTV video circulated on social media showing a gang of 14 suspects using seven (07) motorcycles intercepting, assaulting and robbing an Indian one Jiwan Lal. The group assaulted the victim, robbed cash amounting to Ugx. 5,000,000, two (02) mobile phones valued at Ugx 5,000,000 and a bag.

Following the attack, an analysis of the footage was done and suspected motorcycles identified.

3.11.1. Aggravated Robbery Makindye Division – Kampala

Her Worship Gladys Kamasanyu, G.I Magistrate at Buganda Road Court was attacked and hit by criminals moving on motorcycles and robbed her bag containing personal belongings including a mobile phone on 17/07/2021.

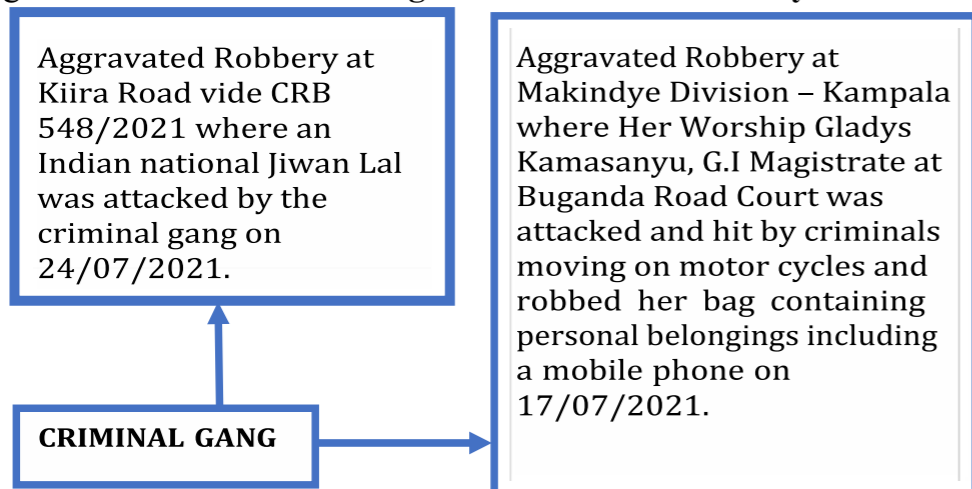
Investigations were instituted to tackle this group.

Achievement;

- 14 members of this group were arrested, charged to KCCA Court and remanded to Kitalya Prison, and
- Four (04) motorcycles registration numbers UEM 643F, UEL 655C, UFH019L and UFH 861V used during the robbery were recovered and exhibited.



Figure 35: Illustration showing the attacks committed by the criminal gang.



3.12. Petrol Bombs in KMP area and Jinja.

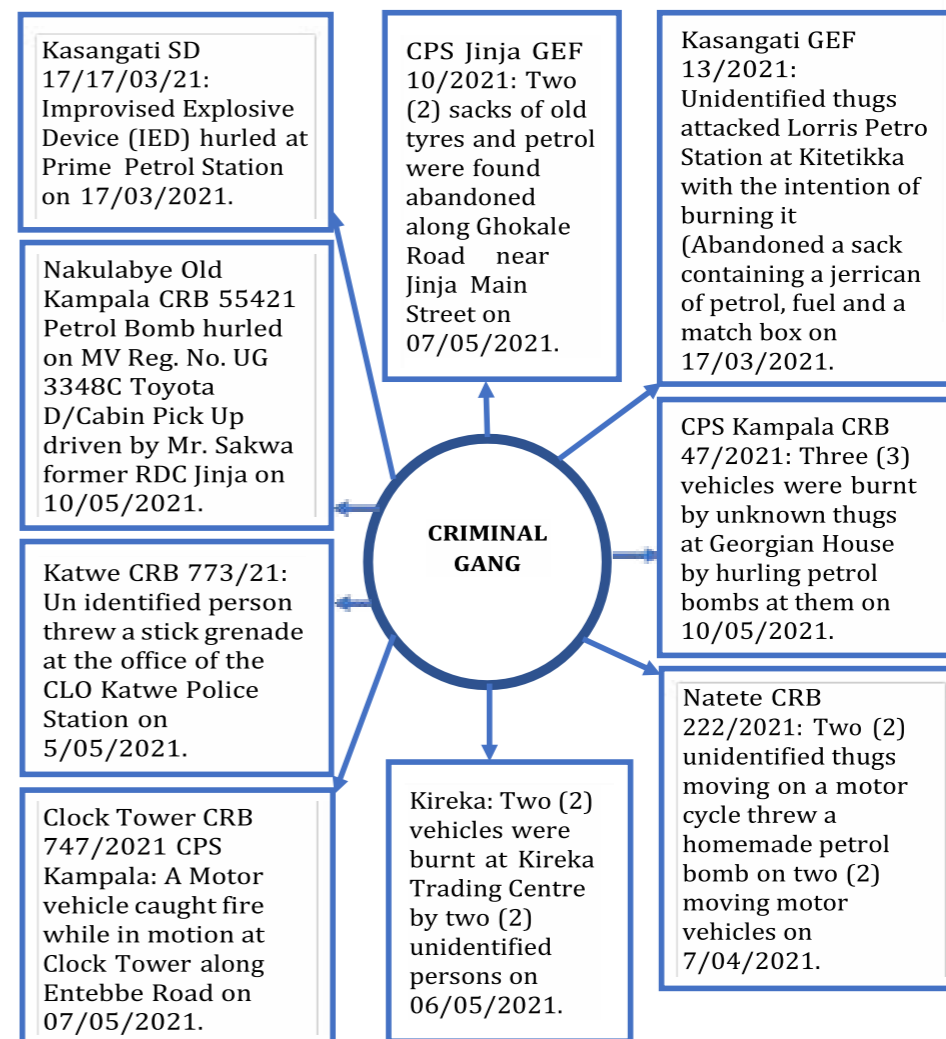
Between the March and May 2021, reports of petrol bomb attacks were registered in different places namely Nakulabye Traffic Lights, URSB Offices at Georgian Street, Kireka Trading Center near Railway Crossing, Clock Tower, Nateete – Wakaliga Road, Katwe Police Station, Prime Fuel Station Kasangati, Lorris Petrol Station – Kitetika Ssekanyonyi – Kasangati within KMP Area and Jinja City along Ghokale Road. Police and sister security agencies swung into action and arrested **32** suspects from Lugogo, Kawempe, Bweyogerere, Mukono and Jinja and recovered unused petrol bombs.

Suspects were; Sheikh Kakooza Muhydin alias Sanya, Oliver Lutaya, Ssegujja Rashid, Ssekitoleko Yasin alias Machete, Misaki Kiwanuka, Muganza Joseph, Rugumayo Robert, Matovu Abdu, Kijambo Ronald, Kintu Abdallah, Mwasa Patrick, Muwonge Joseph, Kijambo Simon, Ashraf Kaguzi, Wagarukade Jimmy, Mafabi David, Ngobi Shafik Richard, Katusiime Livingstone, Gibusiwa Abdul, Muwanguzi Paul, Lwanga Stephen, Kanya Kenneth, Abdul Hakim Gudisudwa, Katushabe Kigozi, Kavuma Musa, Wandera Ibrahim, Kalanzi Ashraf, Bakulu Mpagi and Lutaya Henry. They were forwarded to the General Court Martial on 08th July, 2021 where they were charged with unlawful possession of ammunition and remanded to Kitanya Prison.

Achievements

- i. The group was dismantled, and its members arrested and charged before the General Court Martial, and
- ii. Twenty (20) petrol bombs, IED materials recovered from the suspects residences and exhibited.

Figure 36: Illustration showing violent incidents registered by the criminal gang.





3.13. Murder of Women in Nakulabye

Between February and March 2021, five women and a baby were killed. The bodies of these victims were burnt and dropped in various places around Nakulabye in Kampala District.

Musaasizi Musa alias Uncle and three (3) others Aharimpisya Jones, Atema Abdu Salam and Kasaija Abdu were arrested on suspicion of these murders. Musaasizi Musa alias Uncle later, confessed to the killings and led Police to the recoveries of these bodies.

He revealed that;

- i. On the 22/02/2021, he killed his first victim, Mclin Aheereza while at his rented house in Nakulabye. This followed a disagreement when he suspected Mclin of loving other men. He strangled her, then stuffed her body in a suitcase and called a bodaboda rider known to him as Kashiiza and they took the body to Nateete, dumped it at a place called stone view. He lit it with fire using paraffin which he had bought at Kobil Nakulabye. He immediately joined the boda boda rider whom he had left on the main road, boarded and rode back to Nakulabye.
- ii. On the 13/03/2021, he also killed another woman he only knew as Kansiime who was a girlfriend. He killed her in the same style. Kansiime had a baby of three months and had visited him. The suspect had befriended her after her boyfriend had abandoned her while still pregnant. On the 13th after visiting him with her baby, she annoyed him while communicating to another man on her phone. He strangled her and after strangled the baby. After stuffing the baby in the bag, he took the body and dumped it in Kivulu near National Housing structures. He then bought paraffin at the same station and went back to his room. At about 0200 hrs, he took the body of Kansiime near Kasubi Masiro fence and lit it up on fire.

- iii. On the 15/03/2021, he also killed another girlfriend only known to him as Noreen in the same style and dumped her body near the previous scene. Also burnt her but this time using petrol which he bought at Ugx. 5,000 in a plastic water bottle at a petrol station along Makerere Highway.
- iv. On the 16/03/2021, he also killed another girlfriend he knew as Mutesi. He invited her to his home and she came at about 1500/c. After a while, she asked for money to plait her hair. He gave her Ugx. 50,000. That without any disagreement, when she requested to go away, he strangled her to death. At night, he took her body to another location within the same area and burnt her using petrol he bought for Ugx. 5000 at the same petrol station. He also revealed he was first having sexual intercourse with them as his girlfriends before killing them. He picked all his victims in Makerere Kivulu and that they are all known there. That it had become a hobby to kill his girlfriends. He threw the phones and shows of his last three victims in a pit latrine toilet at his home in Nakulabye.

On 10th April 2021, Musasizi Musa and his accomplices were charged at Mwanga II Court – Mengo and remanded to Kitulya Prison.



Part 02

Part

02

Chapter 4: Specialised Directorates

4.1 Directorate of Criminal Investigations

4.1.1. Mandate of the Directorate

The Criminal Investigations Directorate (CID) is mandated to ensure effective detection, investigation, and prevention of crime. The directorate is responsible for the overall supervision and monitoring of investigations of cases of criminal nature. In 2021, CID handled several successful investigations despite the exiting backlog.

4.1.2. Strategic gaps and focus areas for CID

In 2021, some gaps and challenges affected the work of the Directorate. These include;

- i. Developing the necessary expertise within the CID to support criminal investigations
- ii. Building technical capacity within the directorate to handle the existing and emerging trend of crime
- iii. Expanding exhibit stores to ensure appropriate handling of evidence to support investigations
- iv. Addressing gaps in the work environment to enable successful criminal investigations
- v. Enhancing coordination with key stakeholders in the administration of justice and community engagement
- vi. Addressing the persistent gaps in welfare and human resource development of CID personnel.

Given the above, the Criminal Investigations Directorate is mainly focused on;

- i. Developing an Electronic Case Tracking System with a secure link to field stations to ease the follow-up criminal investigations
- ii. Developing a centralised database at CID with links to vital databases and systems to enhance the expeditious handling of investigations
- iii. Digitalising the records to ease storage and retrieval to support expeditious investigations
- iv. Expanding on the technical and human capacity of the Directorate to cope with existing and emerging crime
- v. Strategic improvement of the working environment and welfare of personnel which is critical in successful investigations.
- vi. Promotion of professionalism and teamwork.

4.2 Directorate of Crime Intelligence

4.2.1. Mandate of the Directorate

The Directorate of Crime Intelligence provides support function in investigations of major crimes such as; Terrorism, Treason, Armed Robberies, Homicides, Kidnaps and other cases linked with theft and Robberies of motor vehicles, Trafficking of suspects, among other organised crimes.

4.2.2. Notable Achievements

Table 52: Summary of Key Operations from Jan-Dec 2021

S/No.	Offence	Cases
1.	Murder	07
2.	Attempted Murder/Assassination	04
3.	Theft of Motor Vehicle	18
4.	Thefts of Motorcycle	11
5.	Theft of Firearm	01
6.	Kidnap	05
7.	Aggravated Robbery	13
8.	Robbery	05
9.	Illegal Possession of Fire Arms	04
10.	Disappearance	02
11.	Theft of Goods on Transit	02
12.	Stealing from a Vehicle	01
13.	Child Abuse & Torture	01
14.	Child Stealing	02
15.	Theft of Cattle	01
16.	Threatening Violence	02
17.	Being In Possession of Suspected Stolen Property	07
18.	Thefts	05
19.	Theft of Cash	03
20.	Shop Breaking	01
21.	Burglary & Theft	01
22.	Obtaining Goods by False Pretence	01
23.	Obtaining Money by False Pretence	05
24.	Human Trafficking	01
25.	Criminal Trespass	01
26.	Being in Possession of Government Stores	01
27.	Counterfeit	02
28.	Rape	01
	Total	108

4.2.3. Firearms and Ammunition Recovered

A total of 22 firearms and 315 rounds of ammunition were recovered in the period under review.

Table 53: Firearms and Ammunition Recovered (Jan-Dec, 2021)

S/No	Type	Number	Ammunitions
1.	SMG	14	251
2.	Pistol	05	64
3.	SAR	03	-
	Total	22	315

4.2.4. Motor Vehicles and Motorcycles Recovered

A total of 24 motor vehicles were recovered where majority had been stolen (21) while others were robbed (03).

Table 54: Motor Vehicles Recovered

S/No.	Type/Model	Motor Vehicles		Total
		Stolen	Robbed	
1.	Canter	03	-	03
2.	Corona	03	01	04
3.	Premio	02	-	02
4.	Prado - TX	02	-	02
5.	Isuzu Tipper	02	-	02
6.	Spacio	02	-	02
7.	Rav-4	01	-	01
8.	Nissan X-Trail	01	-	01
9.	Noah	01	-	01
10.	Super Custom	01	-	01
11.	Nissan D/Cabin Pick-Up	01	-	01
12.	Wish	-	02	02
13.	Others (Not Specified)	02	-	02
	Total	21	03	24

A total of 49 motorcycles were recovered in the period under review where majority were stolen (43) and six (06) robbed. Four (04) motorcycles were used in committing murders, while one (01) was used in attempted murder.



Table 55: Motorcycles Recovered

S/No.	Type	Motor Vehicles		Total
		Stolen	Robbed	
1.	Bajaj Boxer	25	05	30
2.	TVS	02	01	03
3.	Yamaha	01	-	01
4.	Others (Not Specified)	15	-	15
	Total	43	06	49

4.2.5. Strategic Areas of Focus

- i. Enhance collection of crime intelligence to support operations and criminal investigations.
- ii. Build technical capacity to support intelligence gathering on criminal networks.

4.3 Directorate of Forensic Services

4.3.1. Mandate of the Directorate

The Directorate of Forensic Services (DFS) under the Uganda Police Force is tasked with the application of scientific techniques in the prevention, investigation, and detection of crime to support administration of justice. Our specific goal is to offer timely scientific truth and excellence for safer communities in Uganda.

4.3.2. Notable achievements and focus areas

Despite the COVID-19 pandemic, several activities were undertaken by the Directorate in key performance areas for the period January to December 2021 that included:

- i) *Delivering faster and more responsive forensic services* through timely assessment and delivery of exhibits to foster generation of early investigative leads.
- ii) *Establishing a systematic review and audit process* according to the ISO 17025:2017 standard to ensure exhibits submitted for analysis are fit-for-purpose thus deriving maximum value a multi-faceted forensic expertise from ‘crime to Court’.
- iii) *Developing 'at scene' intelligence capabilities* using our 3D crime scene imaging tools.
- iv) *Timely review of Criminal Records to provide leads on suspect recidivism* within 48 hours using the Criminal Automated Biometric Identification System.
- v) *Processing, managing, and documenting all crime scenes* within an hour of occurrence to minimise loss of key evidential materials.

vi) *Developing forensic expertise, mainstreaming equality and well-being of all forensic practitioners* through upskilling, refresher trainings and advanced expert training.

vii) *Fast-tracking the establishment of an Ultra-modern forensic laboratory* in line with the Presidential directive on anti-crime infrastructure presented by H.E the President in June 2018.

In the period under review, the Directorate has issued 6,575 expert reports, 82,539 Police Clearance Certificates and processing of 27,305 crime scenes across the country.

The continued acquisition of advanced scientific techniques has significantly improved forensic service output by **81.7%** as shown by the number of Expert Reports that have increased from **1,200** in 2020 to 6,575 in 2021. Police Clearances processed have increased by **50.3%** from those processed in 2020 owing to improvements in automation and the establishment of the online portal albeit the COVID-19 restrictions.

The number of crime scene processed have increased by 6.8% from 2020 due to more crimes committed owing to the easing of COVID-19 restrictions. Overall, a total of **165,001** requests for forensic analysis were received in the period under review (Table 57) as compared to 31,089 requests received in between Jan – Dec 2020. This signifies an **81%** increment in demand for forensic services.



Table 56: Showing the total number of forensic reports issued from Jan to Dec 2021.

MONTH	DEPARTMENTS									
	BALLISTICS & TOOLMARKS		CYBER CRIME	CRIMINAL IDENTIFICATION			QUESTIONED DOCUMENTS		CBRNe-A	
	Criminal	Civil		PF45	PF83	PF81& PF51	Criminal	Civil	CW	DB
JAN	15	37	17	332	6,541	48	18	06	-	-
FEB	19	37	19	368	9,511	58	34	12	10	-
MAR	19	35	33	413	11,706	13	63	21	26	-
APR	14	39	19	590	13,230	28	47	14	18	-
MAY	12	50	21	467	7,639	29	42	10	01	-
JUN	14	43	10	361	3,978	17	17	06	35	-
JUL	13	22	15	544	3,150	03	26	03	-	-
AUG	20	37	21	237	4,706	18	42	14	07	107
SEP	35	43	18	403	8,097	34	50	09	52	113
OCT	14	37	19	371	4,962	82	68	18	22	40
NOV	24	34	21	229	4,306	38	36	12	09	49
DEC	08	23	31	120	4,713	22	68	13	30	83
TOTAL	208	437	244	4,435	82,539	390	511	138	210	392

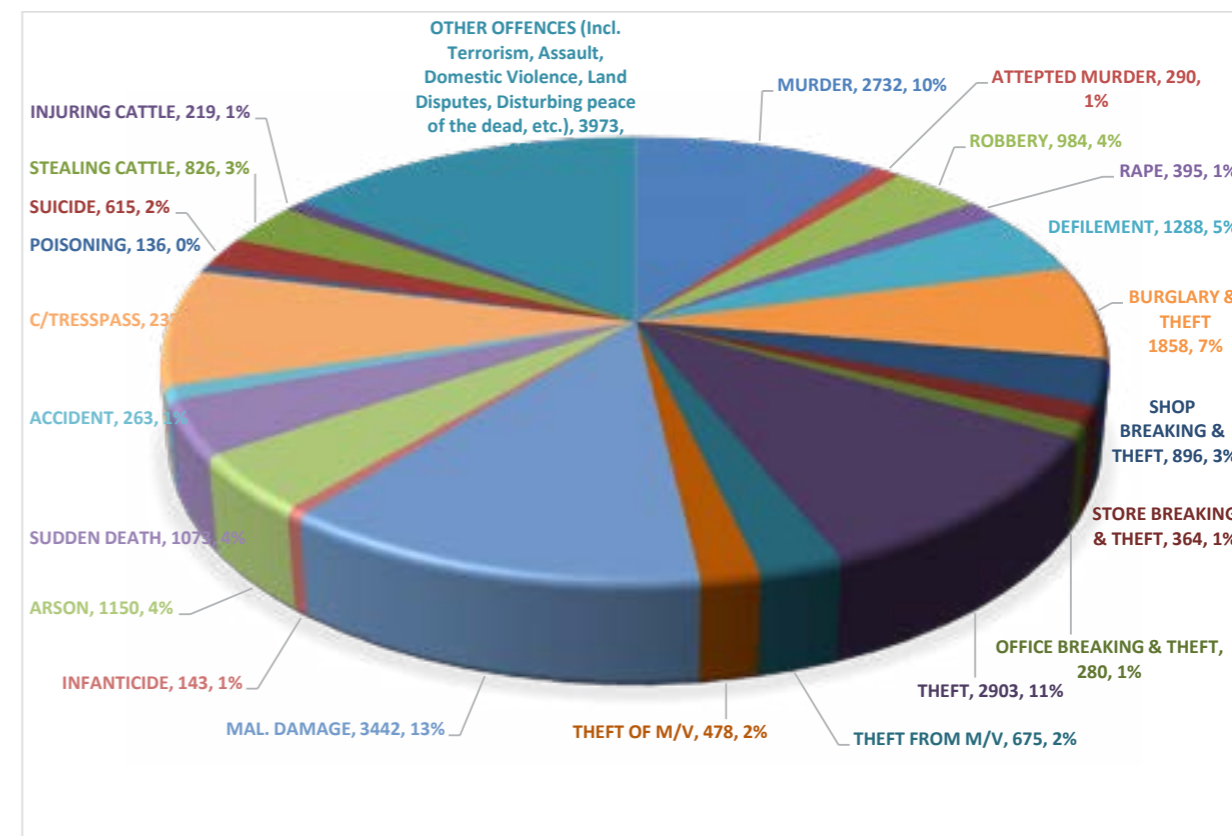


Figure 37: Category of Crime Scenes processed from Jan – Dec 2021

In order to provide nationwide crime scene processing services, a total of 407 scene of crime officers (SOCOs) are now deployed in 161 districts out of 191 policing districts, an increase from 334 deployed in 2020. The existing team of SOCOs has processed 27,305 crime scenes countrywide compared to 25,552 crime scenes in 2020. Additional “at-the-scene” capabilities such as 3D crime-scene imaging tool were deployed to support the Evidence Response Teams. This enabled in-depth crime scene processing during the unfortunate terror incidents that were witnessed. Using the Criminal Automated Biometric Information System (CABIS), 3,266 repeat offenders were identified that included a total of 106 individuals linked to crime scenes. Furthermore, 31 crime scenes have been linked to each other compared to 24 crime scenes linked in 2020.



A further 89,056 applicants for Police Clearance Certificate, 32,524 crime scene latent-prints and 5,204 police recruits were profiled on CABIS. Through this profiling, CABIS has led to the identification of 3,266 repeat offenders, 219 applicants with a criminal record seeking Certificate of Good Conduct, 58 previous offenders seeking to join private security organisations and 415 persons engaged in identity fraud

The Directorate processed 330 digital crime cases. These cases had exhibits totaling to 990 electronic and digital devices; 139 computers, 756 mobile phones and 95 storage medias with CCTV footage. Requests for examination of questioned documents also increased to 611 from 289 in the previous year. On 28th January 2021, the DNA capabilities acquired under the National CCTV project were commissioned. Since the commissioning of these capabilities, the case load has steadily increased and by the end of the period under review the case load stood at 446 cases of which 203 had been processed.

Through the Integrated Ballistic Information System (IBIS) vital forensic intelligence was derived to enhance operations and investigations into firearm related offences. By end of 2021, 29 firearms had been linked to 96 gun-related incidents.



Figure 38:
Forensic personnel processing a bomb blast scene in Komamboga on 24th October 2021.



Figure 39: Evidence Response Team processing crime scenes using “at-the-scene” forensic tools




Figure 40: CABIS Technicians reviewing electronic biometric data at Naguru Forensic Headquarters

In view of the above, the directorate is focused on;

- i. Establishment of the Regional Forensic Referral Centre
- ii. Extension of frontline forensic capabilities under CCTV Phase III
- iii. Enhanced mobility of Scene of Crime Officers
- iv. Training in advanced forensic techniques
- v. Review of forensic legal framework

4.4 Directorate of Police Fire Prevention and Rescue Services

4.4.1. Mandate of the Directorate

The Directorate is mandated with three major functions namely: prevention of fire through inspection, education, investigation and media campaigns on rescue of life or any human being threatened by either

natural or manmade hazards; fire extinguishment in order to protect and save property from destruction by fire; and active participation as a key player in national disaster management activities with other stakeholders.

Fire Emergencies

A total of 1,258 fire emergencies were handled in 2021 compared to 1,015 in 2020 marking a 23.9% increase.





Table 57: Emergency calls attended to

CALLS	2021	2020	Diff
Actual calls handled	1,097	966	131
Incidents handled before arrival of the Brigade	128	30	98
False calls responded to	33	19	14
Total	1,258	1,015	243



Fire at Kings College Buddo Grace House on 27/04/2021

Table 58: Causes of Fire

S/No.	Causes of Fire Emergencies	No. of Incidents Reported	
		2021	2020
1.	Negligence	272	50
2.	Electrical short circuit	186	163
3.	Charcoal stoves/candle wax	164	173
4.	Electrical Appliances left unattended to	99	32
5.	Arson	50	49
6.	Electrical welding & Gas cutting	36	06
7.	Sparks	36	24
8.	Uncontrolled burning	22	20
9.	Overheating	14	31
10.	Flammable Fuel Spillage	04	06
11.	Gas Cylinder Explosion	04	06
12.	Terrorism (Bomb blast)	01	--
13.	Lightening	--	03
14.	Friction/Failed brakes	--	29
15.	Causes not established	370	423
	TOTAL	1,258	1,015

Causes of Fire

Fire incidents were mainly attributed to negligence with **272** incidents, followed by Electrical short circuit with **186** incidents and charcoal stoves/candle wax with **164** incidents, among others as shown in Table 58.

Structures where fire emergencies were handled

Residential structures continue to be the most affected by fire emergencies with **364** incidents, followed by makeshift structures with **273** incidents, Commercial buildings with **168** incidents, and electrical installations with **128** incidents among others.

4.4.2. Notable Achievements

Table 59: Structures where fire emergencies were handled

S/No.	Structures	No. of Incidents Reported	
		2021	2020
1.	Residential buildings	364	290
2.	Makeshift structures	273	150
3.	Commercial buildings	168	169
4.	Electrical installations	123	100
5.	Factories	52	18
6.	Riot Fires	52	18
7.	Stores, warehouses	48	31
8.	Rubbish heaps	48	24
9.	Restaurants, bars and leisure centers	32	22
10.	Government facilities	21	03
11.	Schools / Educational Institutions	15	23
12.	Petroleum tanker	15	04
13.	Garages, motor vehicle repaired areas	11	89
14.	Bush/ plantation fires	10	26
15.	Markets/ Supermarkets	08	16
16.	Fuel stations	08	05
17.	Institutional Buildings	06	03
18.	Timber yards/Wood workshops	04	19
19.	Trees	--	05
	TOTAL	1,258	1,015



Table 60: Most Devastating Fires in 2021

Date of Occurrence	Areas That Experienced Most Devastating Fires in 2021
10/1/2021	Carpentry and Joinery Association of Bwaise Timber yard
19/1/2021	Yamaha Building Pharmacy, Burton Street - Kampala Central Division
20/3/2021	Storeyed flat along Elgine Street Masaka City. Building severely burnt and 02 lives lost.
28/1/2021	Megha Royal Industries, Kyambogo Industrial Area
6/4/2021	Luzira Pipeline Design and Foam Industries limited, Nakawa Division in Kampala District
7/4/2021	Golden Junior Day and Boarding Primary School, Lubaga Division in Kampala District
15/4/2021	Madhvani Business Park 5 th Street Industrial Area, Kampala Central in Kampala District
21/4/2021	St. Catherine S.S, Bujjuuko in Wakiso District
27/4/2021	Kings College Buddo, Grace House in Wakiso District
17/5/2021	Kasenyei Landing Site in Wakiso District
26/5/2021	Renovia Enterprises Limited, Lukuli Nanganda, Makindye Division in Kampala District.
15/6/2021	Commercial building at Amuca Trading Centre in Lira District
27/6/2021	Sekamutu Investments Limited, RDC Road, Kawempe Division in Kampala District.
29/7/2021	Agri Exim Factory, Kyadondo Plot 177, Mpererwe in Wakiso District
31/7/2021	Timber Yard Luzira, Mambo Bado Zone, Nakawa Division in Kampala District
7/9/2021	Feng Huang Limited, Butamu Zone, Kasangati Division in Wakiso District
30/9/2021	Nateete Police Barracks, Lubaga Division in Kampala District
9/11/2021	Fuel Tanker reg KCY 135L/ ZG 2513 belong Zibedi Zaidi in Malaba Kenya

Rescue Emergencies

In 2021, a total of **589** rescue emergencies were handled compared to **269** cases in 2020. Actual calls handled were **349**; calls handled before arrival of the brigade were **180** and false calls responded to were **60**.

Table 61: Areas where Emergency Rescue Occurred

S/No.	Areas	No. of Rescue	
		2021	2020
1.	Pits	287	135
2.	Valley Dams/Fish Ponds	64	45
3.	Lakes/Rivers	46	04
4.	Collapsed Structures/Soils/Quarry	38	14
5.	Septic Tanks	36	03
6.	Trenches, Ditches and Channels	32	06
7.	Road Traffic Accidents	26	62
	TOTAL	589	269

Most of the rescues were carried out in pits followed by valley dams/fish ponds and road traffic accidents, among others.

4.4.3. Strategic Area of Focus

Enhance partnerships with various local and national stakeholders to setup and maintain the necessary infrastructure to prevent fires in their premises.

4.5 Directorate of Police Health Services

4.5.1. Mandate of the Directorate

The Directorate of Police Health Services (PHS) is mandated to treat diseases, prevent, and control the occurrence of communicable and non-communicable diseases as well as promote good health lifestyles and behavior in the Police and surrounding community. The Directorate further extends its services to the general population through medical emergency response and provision of medico-legal services.

The PHS Directorate provides expert medical opinion for all relevant cases investigated by CID. This is specifically done through;

- (a) Performing postmortem examinations and exhumations to ascertain individual identification, probable cause of death and also to obtain specimens for further analysis (toxicology, ballistic, histology, DNA etc.)
- (b) Performing examination of victims of crime. These include;
 - Suspects of capital / criminal offences (murder, rape, defilement, aggravated robbery etc).
 - Victims of firearm injuries, accidents, assault etc.
 - Cases of child abuse, sexual, alcohol and drug abuse.
- (c) PHS coordinates with CID to ensure that health workers who perform postmortems and examination of victims of sexual offences are facilitated under the JLOS funding.
- (d) Attending Court sessions to give expert evidence and opinion on cases.
- (e) Conducting sensitisation programmes on medico-legal services to the Police.

4.5.2. Notable Achievements by the Directorate

1. Training of Doctors: A total of twenty-nine (29) civilian doctors from; Aswa (10), Elgon (13), Kigezi (04), East Kyoga (01) and Wamala (01) regions were trained by Police Health Services in Postmortem examinations and techniques to support CID work.
2. Training of morticians: Twenty-two (22) civilian morticians were trained by Police Health Services to support surgeons in maintenance of mortuary hygiene and performance of postmortem examinations. These were drawn from; Kigezi (02), Kampala (11), Albertine (3), AWSA (4), Busoga East (1) and Elgon (01).
3. Seventy-three (73) civilian health workers were oriented Medico legal services provision in eight (08) regions of Kigezi, Aswa, Albertine, Rwenzori west, East Kyoga, Elgon, West Nile, Wamala.
4. Support supervision of medico-legal services was conducted in 14 regions (covering 62 districts) i.e. Aswa, West Nile, North West Nile, Kigezi, Busoga East, Kiira, Katonga, Albertine, Rwenzori West, Wamala, Bukedi, Elgon, Sipi and East Kyoga.
5. Postmortem examinations
6. Sexual and Gender-Based Violence (SGBV).

4.5.3. Focus Areas

- i. Expanding medical services to reach the people at the grassroots level.
- ii. Enhancing community awareness on nature, manifestation, dynamics and impact of child abuse, GBV & HIV/AIDS with the aim of influencing public opinion and perceptions on GBV and HIV/AIDS.
- iii. Enhancing networks / contacts with health workers at various levels in order to make work for the investigators easy.
- iv. Adequate supply of protective gear, specimen containers, storage facilities fridges at the districts.
- v. Enhancing the technical Directorate and human capacity

4.6. Directorate of Information Communication Technology

4.6.1. Mandate of the Directorate

The Directorate provides a supportive function to the force with a multitude of technological enhancers. In delivering its mandate, the directorate has the following key strategic functions:

1. Developing Policies for the UPF in line with National ICT Policies on procurement, use and maintenance of equipment;
2. Automate the UPF function to be citizen friendly, transparent, accountable efficient and effective;
3. Provide and maintain ICT security systems in the Uganda Police;
4. Empower officers and investigators with ICT skills, tools, technologies to facilitate faster and more accurate detection and investigation of crime;
5. Conduct ICT research and innovation.



Figure 41: Kikandwa ICT Innovation Center

4.6.2. The National CCTV Project

In 2021, CCTV Cameras played a major role in aiding Police to fight crime during the lockdown season. Specifically;

- i. Operators monitored 3188 incidents of crime within the period;
- ii. 1640 suspects were arrested using footages from CCTV Systems on different criminal charges;
- iii. 1206 requests were handled to support investigations;
- iv. 775 cases were brought before the Courts of law and a number of convictions were secured.
- v. 2,240 number of vehicles were monitored on CCTV for violation of traffic regulations and 1677 number of vehicles were impounded for crime related cases
- vi. Operators monitored and led to arrest of 420 violators of curfew regulations;

4.6.3. Highlights of the Performance Of NECC

During the Year 2021, NECC received a total of **2,625,278** incoming calls and **5820** incidents were dispatched to the response units.

Table 62: Cases Reported through NECC

Types of Cases Reported	No. of Cases Reported	Cases responded to	%
Fatal, Serious, Minor Accidents	1251	1198	96
Mob Action, Assault, Affray	1150	1100	96
Burglary and Theft, robbery, Suspected Robbers, Attempted Burglary and House Breaking, Suspicious Person, being in possession of suspected Stolen property, Aggravated Robbery, Stealing M/V, Extortion, cattle rustling, abandoned suspected stolen M/V, Obtaining Goods by False pretense, Obtaining Money by False Pretense.	637	589	92




Disobedience of Lawful Orders, Election violence, Demonstration, Unlawful gathering, Violating Corvid 19 SOPs, Riot, Incitement to Violence, Obstruction of other road users, Suspected Victim of Corvid 19, Commotion, Threatening Violence, Threatening Violence with a deadly weapon.	562	490	87
Domestic violence, Child Abuse, Child Neglect, child Stealing, Child Desertion, Adultery, sexual Abuse.	556	511	92
Dead Body, Murder, Attempted Murder, Drowning, Suicide, Attempted Suicide, Infanticide, Poisoning, Attempted Infanticide	374	332	89
Fire outbreak, Burning Electric Pole	371	297	80
Others	370	355	92
Unconscious Person, Persons with unsound Mind, Casualities.	254	238	94
Land Wrangles, Criminal Tress pass, Collapsed Building ,Land fraud	73	65	89
Kidnap, Disappearance, Lost and Found Person, Missing Person, Stranded Person.	69	59	85
Unlawful Confinement, Escape from Unlawful confinement ,Torture	57	48	84
Suspected Explosive, Suspected terrorist, Terrorism ,Suspected Bomb, Bomb Blast, Abandoned Item, Suspicious Object	50	42	84
Rape, Defilement, Attempted Rape	46	42	91
	5820	5366	

The Directorate has continued to support emergency response teams through the use of GPS/ GIS tracking system for real time monitoring of field officers at Divisional and Centralised command especially the through information sharing with 999 Command for patrolling the Kampala Metropolitan. The 999 Command can determine the location of the patrol vehicle on a map and view the activities of the patrol commanders throughout Kampala Metropolitan.



Identification of duplicate Number plates. Similar vehicle makes, similar number plate but different vehicles





4.7 Directorate of Counter Terrorism

4.7.0. DIRECTORATE OF COUNTER TERRORISM

4.7.1. Mandate of the Directorate

The Directorate is charged with investigating, disrupting and responding to terrorist incidents in Uganda.

The Uganda Police Force in conjunction with other security agencies has tremendously been successful over the past few years in preventing terrorism. Despite the efforts in place to counter terrorism, groups including; Alshabaab, Allied Democratic Front (ADF), Al-Qaida and ISIL remain relentless in their resolve to conduct terror attacks. In 2021, the Directorate played a crucial role in investigating terror cells including protection of vital infrastructure and VIPs from threats of terrorism.

4.7.2. Strategic Gaps and Priorities

- i. Enhance the technical and human capacity to counter terrorism.
- ii. Enhance capacity of intelligence to counter terrorism.
- iii. Expand the facilities of the Directorate to a conducive operation.



Tactical personnel on training exercises in preparation for any emergency and operations.



4.8 Directorate of Traffic and Road Safety

4.8.1. Mandate of the Directorate

The Mandate of the directorate is to enforce traffic and road safety laws with a view of ensuring safety for all road users.

4.8.2. Notable Achievements and Focus Areas

Nature of Road Traffic Crashes for the Period January – December 2021

During the period under review, more road traffic crashes as compared to the year 2020. There was a **42%** increase in the number of crashes reported in 2021 from **12,249** in 2020 to **17,443** in 2021.

Table 63: Nature of Road Traffic Crashes 2020 and 2021

S/No.	Nature of Crashes	No. of Crashes Reported		% change
		2021	2020	
1.	Fatal	3,757	3,269	14.9
2.	Serious	9,070	5,803	56.3
3.	Minor	4,616	3,177	45.3
	Total	17,443	12,249	42.4

The number of fatal crashes increased by **15%** to **3,757** in 2021 from **3,269** in 2020. The number of serious crashes increased to **9,070** in 2021 from **5,803** in 2020 while the number of minor crashes increased to **4,616** in 2021 from **3,177** in 2020.

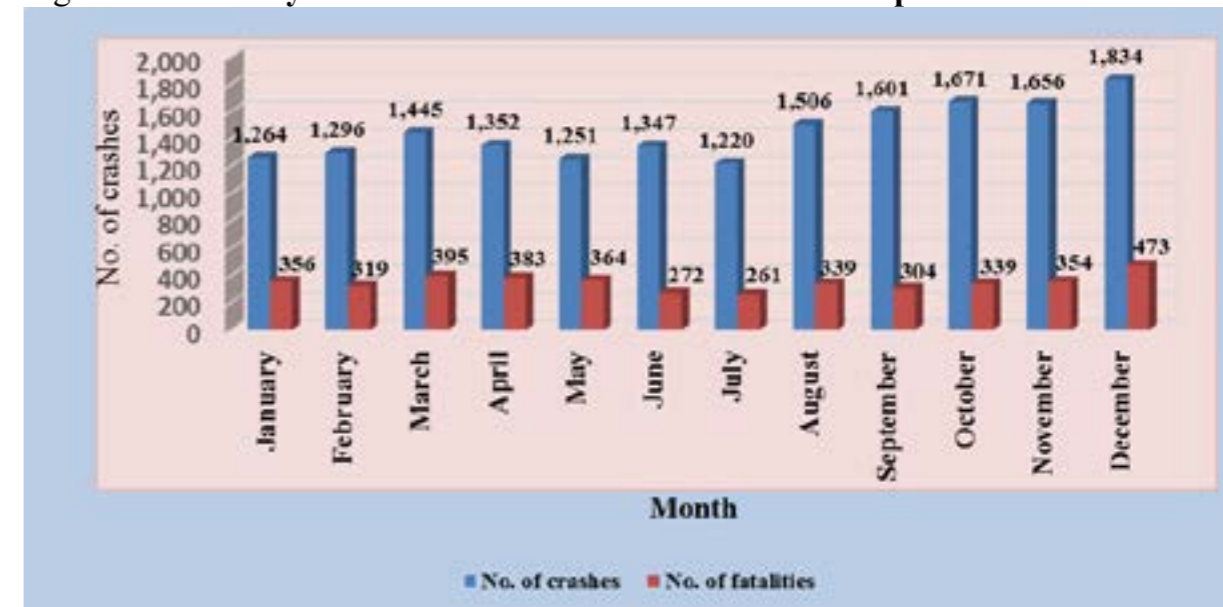
Monthly Trend of Crashes and Fatalities

The month of December recorded the highest number of crashes, followed by October and November as shown in Table 64.

Table 64: Monthly Trend of Crashes January – December 2021

	Month	No. of crashes	No. of fatalities
1.	January	1,264	356
2.	February	1,296	319
3.	March	1,445	395
4.	April	1,352	383
5.	May	1,251	364
6.	June	1,347	272
7.	July	1,220	261
8.	August	1,506	339
9.	September	1,601	304
10.	October	1,671	339
11.	November	1,656	354
12.	December	1,834	473
	Total	17,443	4,159

Figure 42: Monthly Trend of Crashes and Fatalities for the period Jan- Dec 2021



The month of December had the highest number of crashes (**1,834**). It was followed closely by October (**1,671**) and November (**1,656**). The month of July showed the lowest number of crashes (**1,220**), followed by May (**1,251**). The month of July had the lowest number of crashes due to the total lock down and restricted movement of vehicles during this period.



In regard to fatalities, the month of December had the highest number of fatalities at **473**, followed by March (**395**), and February (**383**). Fatalities were lowest in the month of July.

Distribution of Crashes by Police Region

Table 65: Accident Distribution by Police Region

Region	Fatal	Serious	Minor	Total
Kampala Metropolitan South	245	1,451	1,017	2,713
Kampala Metropolitan North	336	1,124	722	2,182
Kampala Metropolitan East	255	1,040	621	1,916
Bukedi	173	460	140	773
Wamala	211	380	139	730
Rwizi	237	326	130	693
Albertine	299	272	114	685
North Kyoga	131	392	113	636
Aswa	173	330	125	628
Rwenzori West	170	316	137	623
Elgon	99	323	185	607
Busoga East	193	254	139	586
East Kyoga	147	357	76	580
Greater Masaka	206	214	151	571
Savannah	165	248	103	516
West Nile	99	315	99	513
Kiira	64	172	131	367
Kigezi	86	186	79	351
Ssezibwa	119	137	91	347
Katonga	94	118	70	282
North West Nile	43	146	75	264
Busoga North	69	125	19	213
Greater Bushenyi	56	90	32	178
Rwenzori East	33	87	34	154
Sipi	18	90	32	140
Mt. Moroto	16	57	27	100
Kidepo	20	60	15	95
Total	3,757	9,070	4,616	17,443

The Table 65 above highlights the accident situation within the various policing regions in Uganda. Crashes were lowest Kidepo region while the highest were found in the Kampala Metropolitan Area. However, majority of the fatal crashes (78 %) of all fatalcrashes occurred outside the KMP Policing area.

Victims/Casualties

There were **18,305** casualties from crashes in 2021, a reduction of **11 %**. Persons killed reduced by **6%**, persons seriously injured reduced by **13%** and those that sustained minor injuries reduced by **17%**.

Table 66: Casualties during the period January –December 2021

S/No.	Victims	2021	2020	%age change
1.	Killed	4,159	3,663	13.5
2.	Seriously injured	12,589	8,370	50.4
3.	Slightly injured	1,287	979	31.5
	Total	18,035	13,012	38.6

4.8.3. Accident Victims by Road User Category Persons Killed:

Table 67: Comparison of fatalities by road user group 2020 and 2021

Road User Category	2021	2020	%age change
Driver	200	182	9.9
Motorcyclist	1,390	1,146	21.3
Pedal cyclist	180	183	-1.6
Passenger on Motorcycle	528	409	29.1
Passenger in Light Omnibus	64	83	-22.9
Passenger in Medium Omnibus	13	10	30.0
Passenger in Heavy Omnibus	16	12	33.3
Passengers in other vehicles	384	380	1.1
Pedestrians	1,384	1,258	10.0
Total	4,159	3,663	13.5



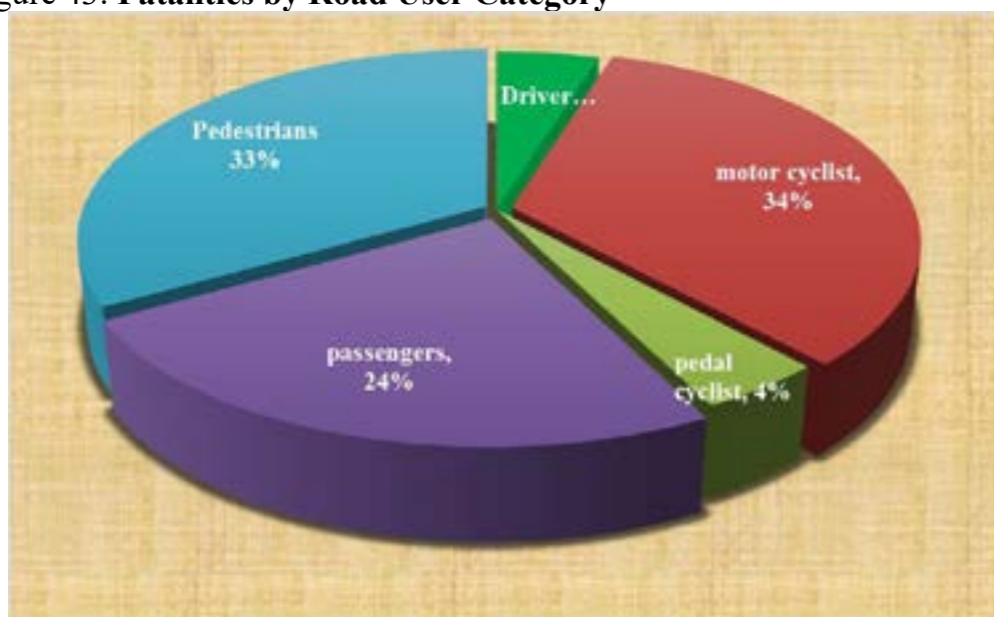
There was a **14%** increase in the total number of persons killed from **3,663** in 2020 to **4,159** in 2021. The increment was in the following categories: -

- i. Motorcyclists by **21%** from **1,146** in 2020 to **1,390** in 2021,
- ii. Pedestrians by **10%** from **1,258** to **1,384**,
- iii. Drivers by **10%** from **182** to **200**,
- iv. Passengers on motorcycle by **29%** from **409** to **528**,
- v. Passengers in heavy omnibus by **33 %** from **12** to **16**,
- vi. Passengers in medium omnibuses by **30%** from **10** to **13**, and
- vii. Passengers in other vehicles by **01%** from **380** in 2020 to **384** in 2021.

However, there was a reduction in the number of fatalities for the other categories of road users: -

- i. Pedal cyclists by **02%** from **183** to **180**, and
- ii. Passengers in Light omnibuses by **29%** from **83** to **64**

Figure 43: **Fatalities by Road User Category**



Pedestrians (33% of Fatalities)

Most road crashes in Uganda involve pedestrians and they constitute the highest number of fatalities at **33% (1,384)**. Accidents that involve pedestrians usually occur as they try to cross the roads. In some cases, pedestrians fall victim when vehicles veer off the road and plough into them. Other accidents occur when a driver trying to avoid collision with another vehicle ends up hitting pedestrians.

Motorcyclists (34% of fatalities)

Second to pedestrians are motorcyclists at **34% (1,390)**. Motorcycles have become a popular means of transport in Uganda due to their flexibility and versatility.

Passengers (24% of Fatalities)

Passengers also constitute a large number of persons killed at **25% (1,005)**. The death can be attributed to the higher representation of passengers carried in vehicles as compared to drivers. One vehicle can carry as many as **60** passengers and in the event of an accident, the passengers would constitute the highest number of fatalities.

Drivers (5% of Fatalities)

During the period of Jan- Dec 2020, Drivers constituted **5% (200)** of all fatalities on Ugandan roads. Driver death may occur under several circumstances which include head on collisions where two moving cars collide when coming from different directions, drivers may hit roadside infrastructure as a result of veering off the road, drivers are also killed when vehicles roll especially after losing control when being driven at high speed.

Pedal Cyclists (4% of Fatalities)

Bicycles are a common means of transport especially in rural areas. They are used to transport both goods and passengers. The key concern is that most Ugandan roads do not have dedicated lanes for cyclists making pedal cyclists very vulnerable to accidents involving motor vehicles. During the period under review, pedal cyclists accounted for **5% (180)** of all fatalities countrywide.



Persons Seriously Injured

Table 68: Comparison of persons seriously injured by road user group 2020 and 2021

Road User Category	2021	2020	%age change
Driver	959	667	43.8
Motorcyclist	4,377	2,883	51.8
Pedal cyclist	454	361	25.8
Passenger on Motorcycle	2,393	1,452	64.8
Passenger in Light Omnibus	489	334	46.4
Passenger in Medium Omnibus	36	49	-26.5
Passenger in Heavy Omnibus	115	81	42.0
Passengers in other vehicles	1,389	1,032	34.6
Pedestrians	2,377	1,511	57.3
Total	12,589	8,370	50.4

The number of persons seriously injured in 2021 increased by **50.1%** from **8,370** in 2020 to **12,589** in 2021. The increase was in all categories except for passengers in medium omnibuses that reduced by **27%** from **49** persons to **36** persons.

Drivers seriously injured increased to **959** in 2021 from **667** in 2020. Passengers on motorcycle who were injured increased by more than half from **1,452** in 2020 to **2,393** in 2021.

Motorcyclists injured increased by **52%** to **4377**. Pedestrians who were seriously injured increased by **57%** from **1,511** in 2020 to **2,377** in 2021. Passengers in Light omnibuses who were seriously injured increased to **489** in 2021 and Passengers in heavy omnibuses who were seriously injured increased to **115**.

Passengers constituted the highest number of persons seriously injured accounting for **35.1%** (4,422), followed by motorcyclists at **34.6%** (4,377), pedestrians at **18.9%** (2,377), drivers at **8%** (959) and pedal cyclists at **4%** (454).

Persons who sustained minor Injuries:

Table 69: Comparison of persons who sustained minor injuries by road user group 2020 and 2021

Road User Category	2021	2020	%age change
Driver	178	195	-8.7
Motorcyclist	279	239	16.7
Pedal cyclist	76	22	245.5
Passenger on Motorcycle	187	180	3.9
Passenger in Light Omnibus	69	27	155.6
Passenger in Medium Omnibus	53	5	960.0
Passenger in Heavy Omnibus	56	12	366.7
Passengers in other vehicles	236	185	27.6
Pedestrians	153	114	34.2
Total	1,287	979	31.5

The table 69 above shows that **1,287** persons sustained minor injuries in 2021 as compared to **979** people in 2020 reflecting a **32%** increase. However, the drivers who sustained minor injuries reduced by **9%** from **195** people to **178** people.



Figure 44: Time of Crashes

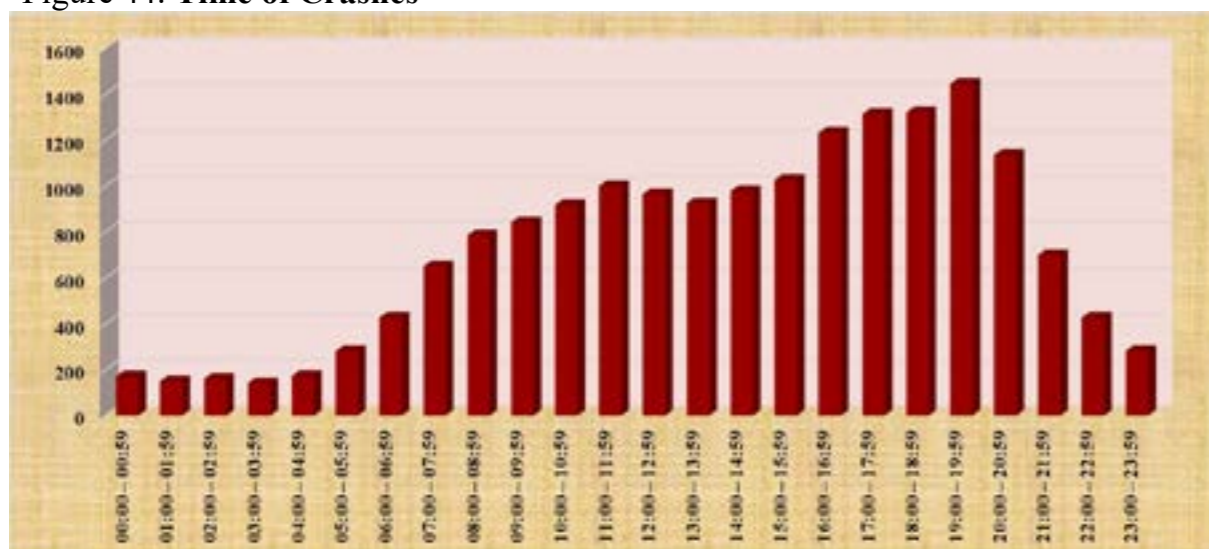


Figure 44 above illustrates that crashes mainly occur during day time. **69%** of all accidents occurred during day time (0700-1900hrs). The results show that **47%** of all crashes occurred between 1500hrs and 2100 hrs. The highest number of crashes was recorded between 1900 and 1959hrs. This could be as a result of the heavy traffic of both vehicles and pedestrians as they return home from the day’s activities. The lowest number of crashes was recorded between 0300hrs and 0359hrs mainly due to reduced activity during the time.

Causes of crashes

Table 70: Nature of Crashes with respect to Causes January - December 2021

Causes of Crashes	Nature of Accident			Total
	Fatal	Serious	Minor	
Reckless Driving	2,644	7,071	3,459	13,174
Careless pedestrian	182	378	104	664
DMC	280	381	398	1,059
Other causes	243	306	178	727
Over speeding	125	276	102	503
Unknown cause	150	265	155	570
Passenger falls from vehicle	48	109	39	196
Under influence of alcohol	31	103	65	199
Over loading	28	62	41	131
Dangerous loading	13	51	28	92
Dazzled by Lights	08	36	26	70
Obstacle on carriage way	05	32	21	58
Sub Total	3,757	9,070	4,616	17,443

76 % of all crashes were due to reckless driving, while DMC, careless pedestrian, over speeding, and unknown causes **6%, 4%, 4%** and **3%** respectively.

Traffic Offences Committed in 2021

A total of **336,722** traffic offenders were arrested for the various offences committed in 2021. Of these, **55,751** persons were arrested for careless driving accounting for **17%**, **55,102** were arrested using a motor vehicle which is not in a good mechanical condition accounting for **16%** of the total number of offenders arrested. **35,373** drivers were arrested for driving a vehicle without third party insurance, **19,636** were arrested for not wearing safety belts and **19,653** were arrested for driving without a valid driving permit.

In regard to motorcycles, **40,078** riders were arrested for not wearing a crash helmet, **35,373** for riding a motorcycle without a valid driving permit, and **7,795** for pillion riding.



Failing to stop at a railway level crossing and driving public service vehicle without a valid driver's badge and certificate of compliance were the least committed offences with only **06** drivers and **05** drivers arrested respectively and fined for each offence.

Details about the various offences committed in Table 71.

Table 71: Express Penalty Scheme; January – December 2021

S/No.	Offence	No. of Offenders	
		2020	2021
1.	Careless or inconsiderate use of motor vehicle	55,679	55,751
2.	Using a motor vehicle which is not in good condition	54,329	55,102
3.	Riding a motorcycle without wearing a crash helmet on the road	29,370	40,078
4.	Driving a vehicle without third party	27,370	37,793
5.	Riding a motorcycle without a valid driving permit	17,001	35,373
6.	Driving a motor vehicle without a valid driving permit	20,388	19,653
7.	Driver in a vehicle not wearing a safety belt	21,308	19,636
8.	Using a motor vehicle for carriage of passenger or goods for hire when it's not licensed to do so.	9,256	13,747
9.	Obstructing a road or waiting or being left parked or being loaded or unloaded on a road	11,402	10,334
10.	Pillion riding	6,094	7,795
11.	Using a vehicle operator's license in breach of the license issued (carrying excess passengers)	5,102	6,928
12.	Using hand held mobile phone while driving a motor vehicle	5,954	6,767
13.	Dangerous loading	8,154	6,641
14.	Using a motor vehicle without reflectors and / or warning signs	6,004	6,244
15.	Driving in excess of prescribed speed	9,454	6,130
16.	Carrying of passengers on motor vehicle in such numbers in such position as to be likely to	2,400	3,485

	interfere with safe driving		
17.	Using motor vehicle whose plate is obscured	2,306	3,274
18.	Permitting driving without a valid permit	850	956
19.	Passenger in a vehicle not wearing a safety belt	631	581
20.	Driving a motor vehicle under the influence of alcohol	194	193
21.	Failing to give right of way to authorised emergency vehicle	133	120
22.	Permitting a person not enrolled as a student in a driving school to drive	117	111
23.	Using a motor vehicle for instructing learners drivers without a valid certificate of fitness	35	19
24.	Failing stop at a railway level crossing	06	06
25.	Driving public service vehicle without a valid driver's badge and certificate of compliance	06	05
	TOTAL	293,543	336,722

Table 72 : Value of Tickets issued out to defaulters in 2021

Months	Tickets Issued	Value of Tickets (Ugx.)	
		Issued Out	Amount Paid
January	17,006	1,544,640,000	1,020,080,000
February	22,462	1,969,800,000	1,580,700,000
March	30,671	2,646,060,000	2,052,490,000
April	27,815	2,440,860,000	1,838,480,000
May	31,337	2,521,940,000	1,736,760,000
June	33,587	2,217,120,000	1,822,680,000
July	22,881	1,382,300,000	1,263,360,000
August	25,868	1,813,700,000	1,437,640,000
September	28,480	2,025,940,000	1,713,880,000
October	29,593	2,160,600,000	1,687,440,000
November	33,475	2,547,280,000	1,829,090,000
December	33,585	2,762,380,000	2,011,690,000
TOTAL	336,725	26,029,140,000	19,994,290,000

The value of tickets issued out to offenders was **Ugx. 26,029,140,000** and out of these **Ugx 19,994,290,000** was paid by the offenders



INSPECTORATE OF VEHICLES (IOV)

This department is responsible for the following functions:

- i. Inspection of accident vehicles.
- ii. Inspection of vehicles suspected to be in a dangerous mechanical condition
- iii. Testing of learner drivers and those seeking driving class extensions.

Annual IOV Returns for the Period Jan – December 2021 Accident Vehicle Inspection

During the period under review, **15,907** accident vehicles were inspected countrywide indicating an increase of **24%** increase as compared to 2020. Generally, there was an increase in all categories of accident vehicles inspected, except for Police vehicles that registered a reduction of **16%**.

Police vehicles involved in crashes more than doubled in 2020 from **234** to **507**. Foreign registered vehicles also increased by **50%** from **516** to **776**, and Army vehicles also increased by **13%** from **32** in 2020 to **36** in 2021. Majority of the accident vehicles that were inspected (**89%**) were privately owned.

Table 73: Comparison of Ownership of Vehicles Involved in Crashes 2020 and 2021

Ownership of motor vehicles	2021	2020	%age change
Private	14,119	11,176	26.3
Foreign	863	776	11.2
Police	426	507	-16.0
Government	390	289	34.9
Army	41	36	13.9
Diplomatic	67	36	86.1
Prisons	01	--	0.0
Total	15,907	12,820	24.1

Table 74: Mechanical condition of Vehicles involved in crashes

Mechanical condition	Number
Not DMC	14,852
DMC	439
Unfit	550
Written off	66
Total	15,907

Majority of the accident vehicles that were inspected were found to be in a good mechanical condition before the accident. **439 (2.6%)** of the vehicles were found to be in a dangerous mechanical condition before the accident, **550 (3.4%)** were unfit for road use and **66 (0.4%)** of the vehicles were written off.

Driver Testing Returns

Table 75: Drivers tested per class of driving permit for the period 2021

Driving Permit Class	No. of Learner Drivers Tested	% Change
A1	2,955	4.2
A	3,765	5.3
B1	62	0.1
B	47,122	66.3
BE	10	0.0
C1	5,785	8.1
C1E	116	0.2
C	2,696	3.8
CE	3,070	4.3
D1	3,375	4.8
D1E	5	0.0
D	759	1.1
DE	273	0.4
F	254	0.4
G	792	1.1
Total	71,039	100.0

Class B for motor vehicles having a permissible maximum mass not exceeding **3,500 kg** and not more than eight seats in addition to the driver's seat; had the highest number of learner drivers tested at **66%** followed by C1 for motor vehicles having a permissible maximum mass of which exceeds **3,500kg** but does not exceed **7,500kg** at **8%**. Class A for motorcycles with cubic capacity exceeding **125cm³ (5%)**, D1 formotor vehicles having more than 8 seats but not more than 16 seats in addition to the sixteen seats (**5%**). There was no learner driver tested for Class I (hover vehicles).

4.9 Directorate of INTERPOL & International Relations

4.9.1. Mandate of the Directorate

The Directorate is meant to ensure international and regional cooperation in the fight against transnational crime.

Motor Vehicle Desk

In 2021, a total of **69** motor vehicles stolen, out of which, **06** were recovered and **31** motorcycles were reported stolen, of which none was recovered by the end of the year.



Some of the Motor Vehicles recovered and now parked at INTERPOL Offices in Kampala



Stolen Motor vehicles recovered by INTERPOL Kampala

Motor Vehicle Clearance

INTERPOL Uganda verifies motor vehicles imported into the country and issues verification certificates. In 2021, a total of **485** vehicle verification certificates totaling to **Ugx. 28,920,000** were issued compared to **450** motor vehicles/motorcycles verification certificates issued amounting to **Ugx. 27,000,000** in 2020.

Certificates of Good Conduct

This is issued to persons seeking employment and travels out of the country. In 2021, **85,664** certificates of good conduct amounting to **Ugx. 6,510,464,000** compared to **31,671** certificates amounting to **Ugx. 3,902,676,000** issued in 2020.

Cyber Crimes Desk

This Desk at INTERPOL coordinates cyber-related issues and provides technical advice on areas of transnational Police cooperation between Uganda and other countries. In 2021, the desk coordinated **147** cases of Hitech, International and Economic crimes as compared to **221** coordinated in 2020.

Stolen/Lost Travel Documents

A total of **786** travel documents were reported stolen/lost in 2021, out of these, **01** passport (Foreign) was recovered compared to **1,064** travel documents reported stolen/lost in 2020.

Wanted/Missing Persons

A total of **166** persons wanted were populated in the INTERPOL database in 2021. Of these, **03** were arrested and deported.

Missing Persons

A total of **11** persons were reported missing in 2021, out of these, **02** were recovered. Those reported missing in Uganda included **06** Ugandans, **01** from Czech Republic, **01** from Bangladesh, **01** from Kenya, **01** Zambian and **01** Irish.



Drug-Related Cases

A total of **07** drug-related cases were coordinated by INTERPOL Kampala. These cases involved **01** Zimbabwean, **02** Ugandans, **02** Nigerians and **02** South Africans as drug traffickers.

Trafficking in Persons

A total of 142 cases reported involving **20** males and **62** females who were trafficked to countries like Oman, Jordan, United Arab Emirates, Iraq, Saudi Arabia, Malaysia, Kenya, Burundi, Qatar and Turkey. **100** victims were rescued from different countries as shown in table 76.

Table 76: Victims of Trafficking

S/No	Destination Countries	No. of Victims Rescued
1.	Kenya	26
2.	Saudi Arabia	24
3.	UAE	18
4.	Jordan	12
5.	Turkey	07
6.	Burundi	05
7.	Oman	04
8.	Qatar	04
	TOTAL	100

4.10 Chief Political Commissariat

4.10.1. Mandate of the Commissariat

The primary function of the Commissariat is to develop a patriotic, citizen-centric Police Force through engagement in education and community policing.

In the year under review, our rectification campaigns were conducted in many parts of the country especially Rwenzori East and Rwenzori West, Greater Masaka, East Kyoga, Busoga East.

By those initiatives and more, police-community relations were strengthened, culminating into successful prosecution of offenders. The enforcement of Covid-19 Standard Operating Procedures and guidelines were enforced and followed. The Directorate published these guidelines in a pocket book that was circulated in all units of the police.

Below is a summary of activities in 2021.

1. **Outreach programmes:** Conducted community outreach programmes and sensitisation of the Local leaders in 15 regions of Elgon, Bukedi North, Bukedi South, KMP N/S/E, North Kyoga, East Kyoga, Rwenzori E/W, Busoga N/E, Aswa, Rwizi and G.Masaka. **22,540** Local Leaders were engaged.
2. Conducted mobilisation and sensitisation of Bodaboda leaders and community leaders on Covid-19 and associated outcomes in the above police regions. **32,500** participants were met.
3. **Radios and TV Programmes:** The Department conducted community mobilisation and sensitisation through various media including **9,552** Radio Talk-shows and **522** TV programmes.
4. **Refugee areas:** Visited 10 refugee settlement areas of:
 - i) Panyadoli -Kiryandongo
 - ii) Imvepi - Terego
 - iii) Rhino - Terego
 - iv) Omugo -MadiOkolo
 - v) Bidibidi -Yumbe
 - vi) Parolinya - Obongi

- vii) MajiMaji -Adjumani
- viii) Nakivale - Isingiro
- ix) Kyangwali - Kikuube
- x) Kyaka - Kitagwenda

5. Held Barazas with personnel and their spouses in the above police regions and met **10,050** participants.
6. There was an establishment of crime prevention watch teams/clubs amongst the vulnerable communities and schools in Greater Masaka region (YIDO). This was done through media.
7. The Directorate also conducted school visits and sensitisation of students on the promotion of child rights and crime prevention. This was done through media including SMS, Whatsapp, radios and TV programmes.

4.10.2. Child and Family Protection

The Child and Family Protection Department was established in 1995 and has the mandate to create an enabling environment in which men, women, children, and other family members' rights are recognized, respected, promoted, and respected. The core functions include; ensuring enforcement of laws about domestic violence, child protection, counseling and guidance to both offenders and victims, and initiating and promoting strategies of childcare and family protection programs in the communities among other tasks.

4.10.2.1. Notable activities implemented in 2021

- i. UNICEF, the Child, and Family Protection Department, and CID conducted a three-day training to strengthen the capacity of police officers and key stakeholders (Health Practitioners and Probation and Social Welfare Officers in the collection, and preservation of forensic evidence. In the First Phase, a total of 247 participants were trained of which 132 were males and 115 were females. Besides, UNICEF also supported the UPF with Personal Protection Equipment (PPEs) during the COVID 19 lockdown.



- ii. The International Development Law Organization (IDLO), supported a five days training for police officers, probation officers, and medical officers on prevention and response to Gender-Based Violence, Violence Against Children, and Diversion guidelines was conducted in the regions of Albertine, Greater Masaka, North Kyoga, and Mt. Elgon. A total number of 159 participants were trained of which 99 were males and 60 were females.



In the group photo are Participants with the Chief Political Commissar AIGP Asan Kasingye, (seated 2nd right, front row), the Country Manager IDLO Mr. Felix Kyalo Kitenge (seated 2nd left, front row), Ms. Joyce Freda Apio, the Program Manager IDLO (seated right, front row), SSP Atuhair Maureen, Ag Commissioner Child and Family Department (seated left, front row) after the official opening of the training at Miika Eco Resort Hotel in Hoima.



In the group photo are participants with the IDLO Representative Ms. Patricia Roy Akullo (Front row seated 2nd left), SSP Atuhair Maureen, Ag Commissioner Child and Family Department (Front row seated 3rd left) after officially opening the training at Wash and Wills Hotel, Mbale.



In the photo are Participants with the Chief Political Commissar AIGP Asan Kasingye, (center front row), Ms. Joyce Freda Apio, the Program Manager IDLO (seated 3rd right front row), SSP Atuhaire Maureen, Ag Commissioner Child, and Family Department (seated 3rd left front row) after the official closure of the training at Pauline Hotel Lira-North Kyoga Region.

iii) The European Union under the Justice and Accountability Sector (JAR), supported a monitoring and evaluation review workshop on Children Diversion guidelines training and proper use of diversion data collection tools and assess the impact of the training conducted previously as well as making recommendations to UPF management for policymaking.

The training was composed of 44 participants (Child and Family Protection Officers, Criminal Investigators, and Records Officers) of which 23 were females and 21 were males. Participants were drawn from Kampala Metropolitan Policing and the districts of Tororo, Adjumani, Kasese, Masindi, Kotido, Pallisa, Lira, Lyantonde, Masaka, Mbale, Hoima, Arua and Kisoro.



In the photo are Participants with the Chief Political Commissar, AIGP Asan Kasingye, (3rd left, front row), Mr. Anil Naidoo, the Team Leader, Justice, and Accountability Sector Reform Technical Assistance Team (3rd right, front row), SSP Atuhaire Maureen, Ag Commissioner Child and Family Department (seated 2nd right, front row), Mr. Ntacyo Joseph, the Program Coordinator, Justice and Accountability Reform Program (1st right, front row), SP Nakityo Jane one of the facilitators (2nd left, front row) and Dr. CP John Kamyia, Commissioner HRM (1st left, front row) after the official opening of the workshop at Protea Hotel, Entebbe.



iv) Other notable activities conducted in 2021 include;

- Mobilization and Orientation of Barracks Action Teams to prevent GBV and VAC in the regions of Rwenzori West, Rwenzori East, and Albertine. report to the CFPD Head Office every month on the progress of cases reported, handled, and referred.
- With the support of JLOS, trained Unit commanders, supervisors, investigators, and first responders on Diversion Guidelines. A total number of 413 police officers were trained in the districts of Iganga, Kamuli, Tororo, Adjumani, Kasese, Lira, Dokolo, Pallisa, Butaleja, Jinja, Buwenge, Mayuge, Masindi, Lyatonde Namutumba, Mpigi and Butambala of which 100 were females and 313 males.
- A training on conflict resolution, guidance, and counseling for Child and Family Protection officers was conducted in which a total of 40 officers with 29 females and 1 male were trained.
- With Support from UN Women, the Child and Family Protection Department conducted positive masculinity dialogues in the Police Barracks on Gender-Based Violence (GBV) and Sexual Reproductive and Health Rights (SRHR) in the districts of Arua, Kitgum, Kasese, Kyegegwa, and Bundibugyo.
- UPF with support from UN Women established a GBV Toll-free Helpline (0800199195) through its line Department of Child and Family in May 2020 during the lockdown period.

Table 77: Crimes reported in 2021

OFFENCE/INCIDENT	STATUS						
	Cases/incidents reported at police	Cases referred to other stakeholders	Cases under investigation	Cases taken to court	Convictions secured	Cases Put away at Police/Cancelled	Cases concluded through mediation at
Domestic Violence	20,591	3,075	4,351	2,622	1,005	3,796	5,742
Neglect to provide necessities	17,148	2,463	3,841	1,920	964	3,668	4,292
Child Desertion	16,242	2,631	3,725	1,711	829	3,240	4,106
Child Labour	3,972	872	1,286	571	48	201	994
Child Stealing (Forcibly taking away a child from lawful custody by any member of the family)	2,589	521	983	164	31	103	787
Missing/Abandoned Children	12,268	3,729	2,198	1,468	720	1,643	2,510
Sub-Total	72,810	13,291	16,384	8,456	3,597	8,855	18,431
Number of people counseled/mediated			31,722				
Male			Female				
7,930			23,792				



Table 78: Offences Committed by Children in 2021

OFFENCE	STATUS					
	Cases reported at police stations	Cases diverted to other stakeholders	Cases under investigation	Cases taken to court	Convictions secured	Cases concluded at police
Simple Theft	1,487	181	952	118	28	208
Criminal Trespass	1,249	241	865	106	25	12
Malicious Damage	1,398	238	832	301	18	9
Common Assault	981	158	609	189	15	10
Sub-Total	5,115	818	3,258	714	86	239
Number of Juvenile offenders			7,698			
Male			6736			
Female			962			

4.10.3. Strategic focus and Recommendations

- i. Enhance awareness programs to emphasize the importance of reporting and follow-up of cases among the community members to hold the perpetrators accountable.
- ii. Strengthen the GBV referral pathway for various stakeholders to promote access to justice and services by the victims/survivors
- iii. Expand the access to information about GBV is a useful guide to the victims/survivors for timely reporting.
- iv. Enhance capacity building of Officers of CID, Child and Family Protection, and Community Liaison on conflict resolution with specific reference to negotiation and mediation skills.
- v. Creation of social media response teams i.e. digitization of services to follow up cases reported on various platforms and share information on violence prevention with the public on a timely basis.
- vi. Development of tools for proper documentation of cases and data collection
- vii. Popularization of the GBV Toll-free Helpline (0800199195) among the members of the public for timely reporting of cases
- viii. Development of (Instructional, Education, and Communication (IEC) materials to aid sensitization campaigns against GBV and VAC.
- ix. Integrate WhatsApp communications or reports into the GBV call center information management system.
- x. Training of Child and Family Protection Officers on computer applications and management for ease of follow-up and documentation of cases.
- xi. Merging/converting the GBV call center information management system into a Child and Family Protection Department information management system.

4.11 Directorate of Human Resource Development

4.11.1. Mandate of the Directorate

The mandate of the Directorate is to develop policies, systems and strategies for effective human resource development in UPF. Thus, train hired employees, provide opportunities to learn and acquire knowledge, skills and attitude, and provide conducive environment for human resource development. The Directorate has therefore, in the last two-and-a-half years, undertaken various strategies and activities to improve UPF performance notwithstanding the constraints.

In addition, training encompasses instructor development; training infrastructure improvement; instructor welfare; and, training aids/materials provision which have been focused on as enablers of effective human resource development (training).

4.11.2. DETAILS OF SPECIFIC PERFORMANCE

- i. **Training:** Training is the core responsibility of the Directorate of HRD. In the last two and a half years, various career, specialised and skill enhancement courses for senior officers down to auxiliary forces have been conducted to enhance institutional, team and individual performance in UPF. Special attention has been given to critical areas such as Command and Leadership, Counter Terrorism, Crime Intelligence, POM, CID, ICT, Traffic and Road Safety among others. **64,859 (15,020 Females)** Police personnel have been trained in the last two years. They comprise of **14,859 (3,361 Females)** Police officers and **50,000 (11,659 Females)** Special Police Constables.
- ii. **Training Infrastructure and Quality Improvement:** The last two years have seen tremendous efforts to improve training capability through quality enhancement and infrastructural development in various UPF Training Institutions. This includes creation of conducive learning environment; collaboration and affiliation to institutions of higher learning; and,

construction, renovation and furnishing of students', instructors' and administrative accommodation. Incredible improvement has also been carried done on water & sanitation facilities, repairs/grading of access and internal road networks in training institutions, works on shooting range grounds, power installations and general infrastructural development.

- iii. **Instructors' Welfare:** Trainer/instructor motivation is essential to effective performance. The Directorate has in the last two years taken a number of measures to boost instructors' morale. This includes introduction of monthly training allowances, meals, accommodation improvement and general administrative support in all training institutions.
- iv. **Provision of Training Aids/Materials:** Considering the knowledge and skills of trainers; lack of appropriate training aids/materials can negatively affect effective training. To mitigate this challenge, the Directorate has in the last two years developed eleven (11) training curricula, reviewed two (2) training curricula, developed and printed two (2) training manuals, printed 3,500 copies of training support books & materials and printed four (4) training administration tools to standardise training content and texture.

In view of the above, the Directorate is focused on;

- i. Development of a master plans for UPF Training Institutions;
- ii. Construction of modern infrastructure in UPF Training Institutions;
- iii. Development of Instructors for specific training programmes;
- iv. Development of a composite Police Academy at PTS Kabalye which encompass the Cadet Training School, Recruit Training School, Inspectorates' Leadership School & Non-Commissioned Officers' School;
- v. Accreditation of UPF Training Institutions and Programmes;
- vi. Standardisation of Training Costs to improve planning and ensure value for money.



Table 79: Outcomes of training programmes

S/N	COURSE CATEGORY	GENDER		TOTAL	OBJECTIVE
		MALE	FEMALE		
1.	Command and staff courses (Senior command, Intermediate Command, Station Command, OBC & NCO)	857	177	1,034	To enhance command and operation competences at Senior, Intermediate, Junior and NCO levels
2.	Leadership and Ideological training (Senior Leadership, Leadership and Political Education, Institutional Leadership, RPCs and DPCs)	457	69	526	To enhance leadership competences and ideological orientation to Senior officers (mid-level officers)
3.	Initial Courses				To increase manpower for placement across sections to reduce the police - population ratio.
a)	PPC (2020/21)	3,783	1,417	5,200	
b)	Special Police Constables (SPC)	38,341	11,659	50,000	To enlist personnel as a stop gap measure to effectively police the 2021 general elections
4.	Specialised Courses (Basic or Induction Courses)	2,044	528	2,572	To introduce personnel into specialised-skill fields like: ICT, CID, Crime Intelligence, CT, Forensics, Public Order Management, Fire & Rescue, Canine, Marines, Traffic & Road Safety and Instructional development.
5.	Refresher (all fields)	4,288	1,124	5,412	To enhance personnel competency by bridging specific performance gaps
6.	Academic courses (PhD, Masters, Diploma, certificate in various fields)	69	46	115	To enhance institutional capabilities and competitiveness in science, technology, law and other domains for effective policing
TOTAL		49,839	15,020	64,859 (Trained)	



Figure 45: Senior officers on CID induction course at CID Training School, Kibuli



Figure 46: Junior officers undergoing CID induction Course at CID Training School, Kibuli

4.12 Specialised Units

4.12.1. Canine (K-9)

4.12.1.1. Mandate of the Unit

Uganda Police Canine Unit is a specialised Unit of Force that works hand in hand with other Departments of Police to prevent, Detect and Investigate crime (**Track dogs**). The Unit also gives support functions to the anti-narcotics Department by providing narcotics Detection Dogs at Entebbe International Airport and other border points and Explosive Detection Dogs to the Directorate of Counter Terrorism.

A total of **10,935** trackings were carried out in 2021 compared to **9,185** trackings conducted in 2020. In the period under review, **8,154** arrests were made of whom, **5,265** were adults (6,714 males, 913 females) and **527** juveniles (448 males, 79 females).

Canine evidence was used against **2,931** persons taken to Court out of whom, **1,155** persons were convicted. A total of **3,750** exhibits were recovered through the use of K9 to support investigations.

Table 80: Summary of activities performed by Canine Unit

		JAN-MAR	APR-JUN	JUL-SEPT	OCT-DEC	Total
01	No. of Trackings performed	2,250	2,378	2,954	3,353	10,935
02	Number of Persons Arrested	1,631	1,694	2,227	2,602	8,154
	(i) Males	1,365	1,367	1,818	2,164	6,714
	(ii) Females	169	200	257	287	913
	(iii) Juveniles	97	127	152	151	527
	(a) Males	92	108	115	133	448
	(b) Females	5	19	37	18	79
03	No. of persons taken to Court	556	607	828	940	2,931
04	No. of persons convicted	198	257	295	405	1,155
05	No. of exhibits recovered	751	903	984	1,112	3,750

In 2021, Canine deployed explosive detection dog teams at various points to respond to abandoned items, suspicious flights, emergency flights, suspicious cargo, bomb blast scenes and K-9 sweeps.

Table 81: Summary of Explosive Detection Dog (EDD) Teams

		JAN -MAR	APR - JUN	JUL - SEPT	OCT - DEC	Total
No. of on-call response on abandoned items	Avipol	35	28	22	54	139
	CT K-9	-	-	-	43	43
	K-9 Hqters	-	-	-	-	-
No. of responses on suspicious flights	Avipol	44	29	19	24	116
	CT K-9	-	-	-	-	-
	K-9 Hqters	-	-	-	-	-
No. of responses on emergency flights	Avipol	12	16	23	20	71
	CT K-9	-	-	-	-	-
	K-9 Hqters	-	-	-	-	-
No. of on call responses on suspicious cargo	Avipol	254	306	334	415	1,309
	CT K-9	-	-	-	-	-
	K-9 Hqters	-	-	-	-	-
No. of K-9 sweeps performed	Avipol	128	03	17	15	163
	CT K-9	-	-	-	12	12
	K-9 Hqters	31	-	-	146	177
No. of Bomb blast investigations	Avipol	-	-	-	-	-
	CT K-9	-	-	-	09	09
	K-9 Hqters	-	-	-	02	02





4.12.2. Marine Police Unit

4.12.2.1. Mandate of the Unit

The strategic objectives of the unit are;

1. Ensure maintenance of law and order within Uganda's water bodies.
2. Conduct patrols on water to ensure security and safety.
3. Conduct, Monitor and coordinate search, rescue and salvage operations on water.
4. Enforce government regulations accordingly i.e., on immigration, fishing and smuggling on Uganda waters.
5. Provide maritime support services to government programs and VIPs on water.
6. Collaborate and liaise with other maritime stake holders locally and internationally.
7. Provide traffic guidance on water.
8. Promote tourism and investment on the maritime environment.

Key achievements in 2021

1. Rescued 114 people alive on all Uganda's water bodies.
2. 11 wooden boats were impounded from thieves on Lake Victoria.
3. 86 suspects arraigned in Courts of law for prosecution.
4. 5 (Five) - 15 HP Yamaha outboard engines were salvaged from waters of Lake Victoria.
5. 163 dead bodies salvaged (retrieved) from Uganda's water bodies.
6. Reduction in crime rates in maritime environment
7. Safety enhancement for persons plying waters
8. Government entities were able to execute their duties with the help of Marine Police

Noted challenges of the Unit

1. Inadequate manpower to meet maritime service demands
2. Inadequate fuel for Marine vessels to execute its mandate.
3. Inadequate recovery equipment for emergency response and rescue operations
4. Inadequate specialised training opportunities for Marine personnel.
5. Accommodation Challenges
6. Inappropriate handling facilities like marinas and piers for safe docking of marine vessels.



Marine fleet for quick response and transportation of VIPs on water



4.12.3. Anti Stock Theft Unit (ASTU) Operations

4.12.4. Mandate of the Unit

The unit currently has its headquarters in Moroto District with its main operations in Karamoja sub-region and Teso districts of Katakwi and Kapelebyong. The mandate of ASTU includes but is not limited to;

- a. Producing and executing short- and long-term plans for eradicating cattle rustling/ theft.
- b. Eradicating cattle rustling/ theft by the use of local security forces.
- c. Liaising with other security organs and administrative agencies on cross border initiatives.
- d. Creating a peaceful and secure environment for developmental activities in Karamoja and neighbouring districts and further to all cattle corridors across the country.
- e. Conducting intelligence-led operations, pursuing, arresting livestock thieves/ rustlers and recovery of exhibits (firearms and animals).
- f. Gathering and sharing of information about livestock theft/ rustlers.
- g. Sensitising and mobilising the public to counter rustling through community policing.
- h. Providing support to veterinary officers in enforcement of MAAIF directives when called upon.
- i. Conducting ambushes, snap check and patrols for recovery of suspected stolen animals.

Table 82: Summary of ASTU Operations for the Year 2021

MONTH/YEAR	HEADS OF CATTLE STOLEN	HEADS OF CATTLE RECOVERED	GOATS/ SHEEP STOLEN	GOATS/ SHEEP RECOVERED	SUSPECTS ARRESTED	CIVILIANS KILLED	WARRIORS PUT OUT OF	FIREARMS RECOVERED	AMMOS RECOVERED
2021									
January	1,300	176	420	58	0	10	10	02	11
February	210	120	198	20	2	0	0	03	0
March	190	90	100	30	0	04	03	01	0
Sub Total	1,700	386	718	108	02	14	13	07	11
April	1,792	1,887	314	380	04	05	05	10	329
May	663	2,255	182	-	-	-	02	01	
June	795	364	94	23	12	-		03	
Sub Total	3,250	4,506	590	403	16	05	07	14	329
July	690	837	122	92	43	01	06	35	275
August	383	349	162	71	52	01	05	14	176
September	1218	1280	183	125	10	-	08	37	242
Sub Total	2,291	2466	467	288	105	02	19	86	693
October	530	449	349	280	85	1	23	18	200
November	1,010	997	734	620	96	3	15	29	320
December	1,504	1,480	1,000	548	100	0	2	2	58
Sub Total	3,044	2,926	2,083	1,448	281	04	40	49	578
G/Total	10,285	10,284	3,858	2,247	404	25	79	156	1,611
2022									
January	1,249	764	1,023	404	07	2	05	05	40
February	400	252	700	240	03	1	02	04	20
March	591	255	264	39	03	-	02	03	129
Sub Total	2,240	1,271	1,987	683	13	03	09	12	189

In the month of January to March 2021, the rate of recoveries was 386 out of the raided 1,700 Heads of Cattle translating in a 23% recovery rate. This is because ASTU as a unit was scattered, ill-equipped, uncoordinated, lacked clear chain of command, with a biggest percentage of the personnel sick, old and unable to meet the operational demands of the unit.

During the period between April and June, 2021, out of 3,250 H/C raided, 4,506 H/C were recovered translating into 139% success recovery rate. The success rate above is attributed to the reorganisation of ASTU into a vibrant unit combat ready to deal with insecurity brought about by armed raids.

The reorganisation involved streamlining command and control, coordination with UPDF, territorial police and intelligence agencies, closing some ASTU formations and concentrating manpower in fighting formations.

4.13 Directorate of Human Rights & Legal Services

The directorate is responsible for availing prompt in-house legal advice on all police duties and operations as well as ensuring that in police operations and investigation of crime, the human rights of the citizenry are protected.

The mandate of the directorate is executed through broad areas as indicated below;

4.13.2. Legal advisory services

In the year under review, 957 requests were received for advice in respect of police operations and investigation of crime. The requests for advice include issues related to general investigation of crime but also specifics like release on bond, release of property impounded during investigations and mode of arrest. A wide range of Court orders were also received such as those requiring the release of suspects detained for investigation, orders for *habeaus corpus* etc. The directorate received 312 Court orders which were cleared and instructions given for their implementation.

During the year, the directorate handled 360 complaints against police and made interventions in respect of promotion and maintenance of public confidence in the UPF institutional management of complaints as follows:

- a) Timely response to complaints received against police operations that are eventually submitted to PSU and CID for investigation.
- b) Follow up of complaints against police received by IGP from other MDAs.
- c) Follow up of recommendations from PSU and subsequent feedback to the complainants.
- d) Inspection and perusal of unit disciplinary records
- e) Advise on trials in disciplinary Courts and appeals arising therefrom.

The directorate handled 264 disciplinary cases and made interventions in respect of promotion and maintenance of confidence in the UPF personnel.

4.13.3. Human Rights

In the year, interventions were made to ensure the following:

- a) Awareness on human rights instruments and laws for all the staff;
- b) Promotion of the respect for the rule of law and observance of human rights in the investigation of crime and all police operations;
- c) Collaboration with national and international institutions to enhance human rights and ethics in the UPF;
- d) In liaison with the Directorate of Human Resource Development to renew the human rights content in the training curriculum.

In the course of the year, 30 training activities internally and in partnership with different stakeholders such the Uganda Human Rights Commission (UHRC), Human Rights Center Uganda (HRCU), Human Rights Awareness and Promotion Forum (HRAPF) and the UN Human Rights Office to mention but a few.



Figure 47: Training of officers on legitimate use of force at Kabalye PTS



The awareness focused mainly on the following:

- i) Prevention of torture
- ii) Public order management and attendant human rights issues
- iii) Marginalization and discrimination in policing
- iv) Provisions in the Human Rights Enforcement Act
- v) UPF Human Rights Policy
- vi) UPF SOPs on the Use of force and firearms
- vii) Laws related to refugees
- viii) Key human rights issues in policing such as the conduct of arrests and the 48 hours rule of detention.

The awareness focused mainly on the following:

- ix) Prevention of torture;
- x) Public order management and attendant human rights issues;
- xi) Marginalisation and discrimination in policing;
- xii) Provisions in the Human Rights Enforcement Act;
- xiii) UPF Human Rights Policy;
- xiv) UPF SOPs on the Use of force and firearms;
- xv) Laws related to refugee;
- xvi) Key human rights issues in policing such as the conduct of arrests and the 48 hours rule of detention.

4.13.4. Legal Drafting

In the course of the year, proposals for amendments of police and other crime related laws were made. The laws included the Police Act, Prevention and Prohibition of Torture Act and Magistrates Courts Act. The purpose of the amendments is to ensure efficient prevention and investigation of crime. Proposals for amendment of the Police Standing Orders were also made including the amendment of volume 2 for the Directorate of Criminal Investigations. Relevant law compendiums were procured for the officers and updates on crime related law amendments given to all units.

4.13.5. Civil Matters

While the police is only mandated to handle criminal matters, quite often the police gets involved in civil matters. In-house advice is always given to ensure that police involvement in civil matters is limited to what is necessary to maintain peace and order in society.

The directorate handled 215 civil cases where government is sued arising out of police management of criminal cases and situations.

A workshop was held to sensitise officers to make a clear distinction between civil and criminal cases as well as to have a handbook on civil suits.



Figure 48: Workshop on development of Police handbook on civil suits opened by IGP Okoth Ochola at Naguru Police Headquarters.



Conclusion

In 2021, Uganda Police Force registered a slight increase in cases reported to Police especially after the lockdown was relaxed. The persistent cases continued to be a public concern and in response UPF has strategically Prioritised the crackdown on criminality through both human and technical enhancement.

In summary, the fight against crime is ongoing and with support from stake holders, the force is committed to ensure law and order is guaranteed for sustained development of the country.





UGANDA POLICE
FORCE

ANNUAL
CRIME
REPORT

A pair of silver handcuffs is positioned below the word "REPORT" in the title.

2021

Read Online
www.bit.ly/3PkvHCd
@CID1_UG

